

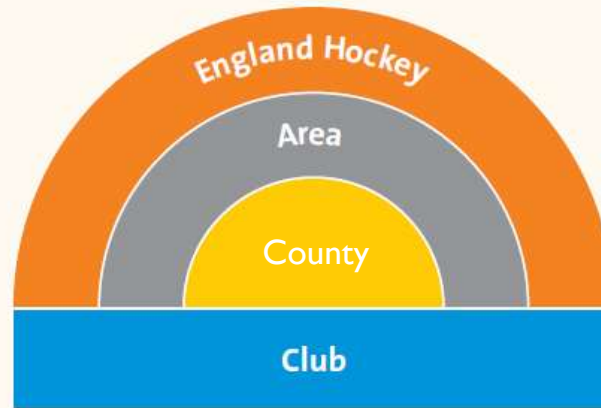


West Junior Transition Group

Junior Leagues & Competitions

3rd March 2021 – v1.2

New Functional Model



Area	County	England Hockey
Adult Leagues & Competitions	Player Pathway Activity (Development Centre and Academy Centre)	Policies and procedures for the sport
Junior Leagues & Competitions may be delegated to Counties	Adult Representative Teams (inc Masters)	Coach development and education
Player Pathway (Performance Centres)		Umpiring Courses (Level One)
Discipline		Safeguarding
Umpiring and Technical Officials		Facilities Support and Advice
Masters Representative Teams		EH competitions

Principles

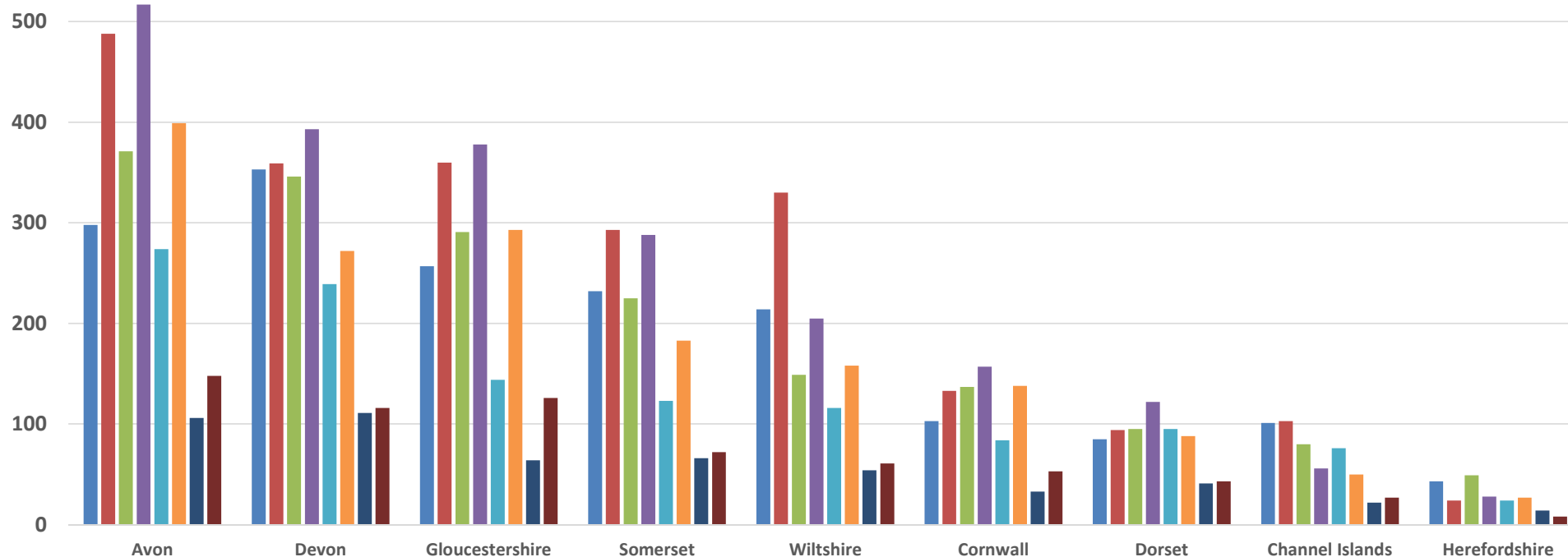


- Accountability sits with England Hockey (EH)
- Responsibility and Leadership sits at Area level
- Areas may delegate to Counties where appropriate
- Layers of competition to cater for all abilities
- Travel proportionate to playing standard
- Alignment of EH competitions to ease calendaring challenges
- Where possible implement for the 2021/22 season



Current Position in the West

Junior Registration by County 2019/20



No. of Clubs >	Avon	Devon	Gloucestershire	Somerset	Wiltshire	Cornwall	Dorset	Channel Islands	Herefordshire	Totals	
Boys 5-10	298	353	257	232	214	103	85	101	43	1,686	Boys 5-10
Girls 5-10	488	359	360	293	330	133	94	103	24	2,184	Girls 5-10
Boys 11-13	371	346	291	225	149	137	95	80	49	1,743	Boys 11-13
Girls 11-13	517	393	378	288	205	157	122	56	28	2,144	Girls 11-13
Boys 14-16	274	239	144	123	116	84	95	76	24	1,175	Boys 14-16
Girls 14-16	399	272	293	183	158	138	88	50	27	1,608	Girls 14-16
Boys 17-18	106	111	64	66	54	33	41	22	14	511	Boys 17-18
Girls 17-18	148	116	126	72	61	53	43	27	8	654	Girls 17-18
Totals >	2,601	2,189	1,913	1,482	1,287	838	663	515	217	11,705	

Source: EH Registration Data 2019/20

Current Offering in the West 2019/20

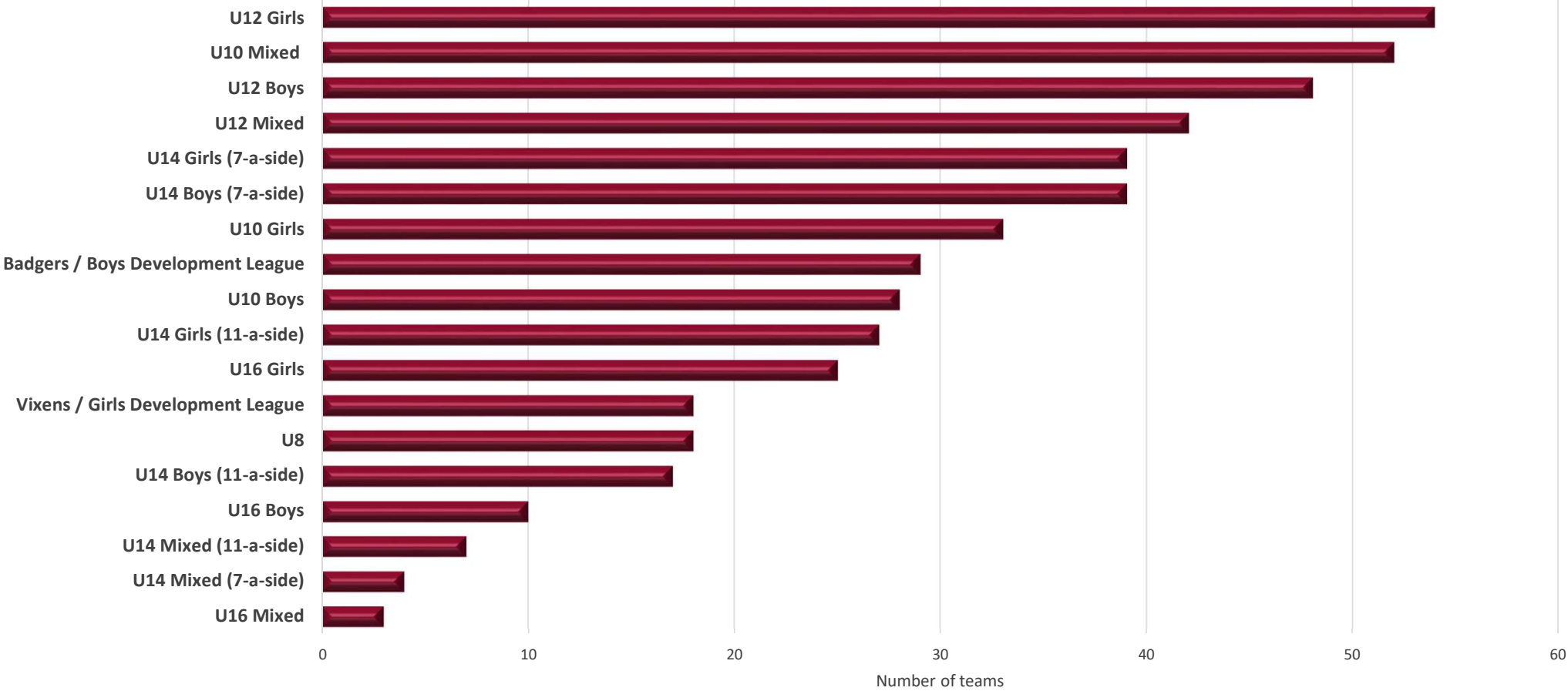


County	U8	U10 Boys	U10 Girls	U10 Mixed	U10 England Hockey County R'd	U12 Boys	U12 Girls	U12 Mixed	U12 England Hockey County R'd	U14 Boys (7-a-side)	U14 Boys (11-a-side)	U14 Girls (7-a-side)	U14 Girls (11-a-side)	U14 Mixed (7-a-side)	U14 Mixed (11-a-side)	U16 Boys	U16 Girls	U16 Mixed	U18 Boys	U18 Girls	Badgers Development League	Vixens Development League	Indoor
Avon	No	No	No	Yes ¹	Yes	No	No	Yes ¹	Yes	No	Yes ¹	No	Yes ¹	No	No	Yes ¹	Yes ¹	No	No	No	Club ²	Yes ³	No
Channel Islands	No	No	No	No	No	No	No	No	No	No	No	No	No	Yes ⁴	No	No	No	No	No	No	Yes ⁴	Yes ⁴	No
Cornwall	No	Yes	Yes	Yes	Yes	Yes	Yes	No	Yes	Yes	No	Yes	No	No	No	Yes ⁵	Yes ⁵	Yes	No	No	Yes	Yes	No
Devon	Club ⁶	Yes	Yes	Club ⁶	Yes	Yes	Yes	Club ⁶	Yes	Yes	Yes	Yes	Yes	Club ⁶	No	No	No	No	No	No	No	No	Yes ⁷
Dorset	Outside Area ⁸	No	No	Club	Yes	No	No	Club	Yes	No	No	No	No	No	Club	Outside Area ⁸	Outside Area ⁸	No	No	No	No	No	No
Gloucestershire	Yes	Yes	Yes	No	Yes	Yes	Yes	No	Yes	No	Outside County ¹	No	Outside County ¹	No	No	Outside County ¹	Outside County ¹	No	No	No	Club ⁹	No	No
Herefordshire	No	No	No	No	No	No	No	No	No	No	No	No	No	No	No	No	No	No	No	No	No	No	No
Somerset	No	Yes	Yes	Yes	Yes	Yes	Yes	Yes	Yes	Yes	No	Yes	No	Yes	No	Yes	Yes	No	No	No	No	No	Yes ⁷
Wiltshire	Yes	No	No	Yes	Yes	No	No	Yes	Yes	Yes	No	Yes	Outside County ¹	No	No	No	Outside County ¹	No	No	No	Yes	Yes	No

Notes:

- ¹ Avon Junior Hockey League
- ² Bristol & West HC
- ³ Facilitated by EH Regional Manager
- ⁴ Guernsey only
- ⁵ 7-a-side
- ⁶ Run by one person in Plymouth
- ⁷ Offered but currently no demand
- ⁸ South Central
- ⁹ Run by one person

West Participation by Category





Summary of County Feedback

Summary of County Feedback - Current Offer



- Most counties have a good programme for junior age groups that suit their clubs demands. U8 and U18 are the 2 age groups less catered for at county level but are addressed at club or EH level.
- Avon/Wiltshire/Gloucestershire are catered for by the Avon Junior Hockey League (AJHL). These counties would like to retain this offer at county level across the counties.
- Some counties have an excess of teams for their Festivals/Leagues so extra competitions will hopefully help to alleviate this at U14 and U16.
- Following on from the above point double pitches can be a problem.
- Volunteers are a recurring issue across the West counties often the same people doing the age groups.
- Most counties offer U10 and U12 In2Hockey county tournaments each season.
- Indoor – most counties state that there is no need to run indoor county competitions at U16 or U18 as 2 or less teams enter so automatic entry to the regionals. If more do enter clubs are often asked to sort between themselves by a cut off date. Indoor venues can be a big problem for clubs – booking and expense.

Summary of County Feedback – Want to Retain



- Most counties state that they will look to retain or build on their programmes they currently deliver to suit the demand of their clubs.
- Some counties have indicated, depending on club entry to West competitions, they may adapt what they run, e.g. if West run U14 11-a-side they may run U14 7-a-side so that clubs have options to play whatever their junior numbers.

Summary of County Feedback – New Competition?

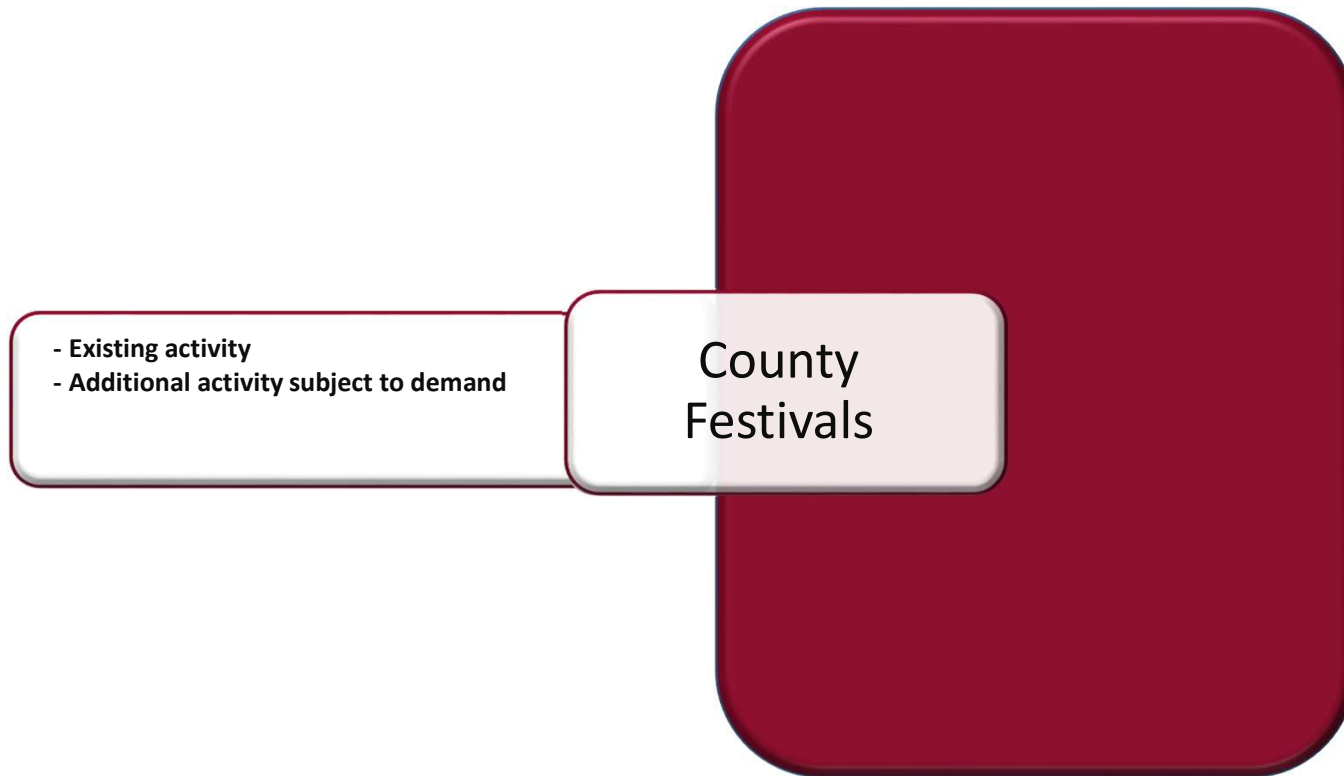


- Travel times and cost are key to the Part-area Leagues. Must be split into regions once entries are received.
- Triangulars are very well received by all counties to make travel worthwhile.
- Standard of teams in each competition is key. Clubs/West must work together to make sure teams are in the correct competition to make sure all players get a good experience.
- Can there be the option for smaller clubs to merge to enter a team?
- Could a 7-a-side competition be considered if demand was there?
- Volunteers – again the same problem of same people doing different teams and competitions will be run on same dates.
- The Channel Islands like the idea of the competitions but, for obvious reasons, logistics and cost factor highly in them entering a League. However, they would be interested in coming to join in the Part-area League Finals or to join in an end of season Festival/Tour.



Proposals

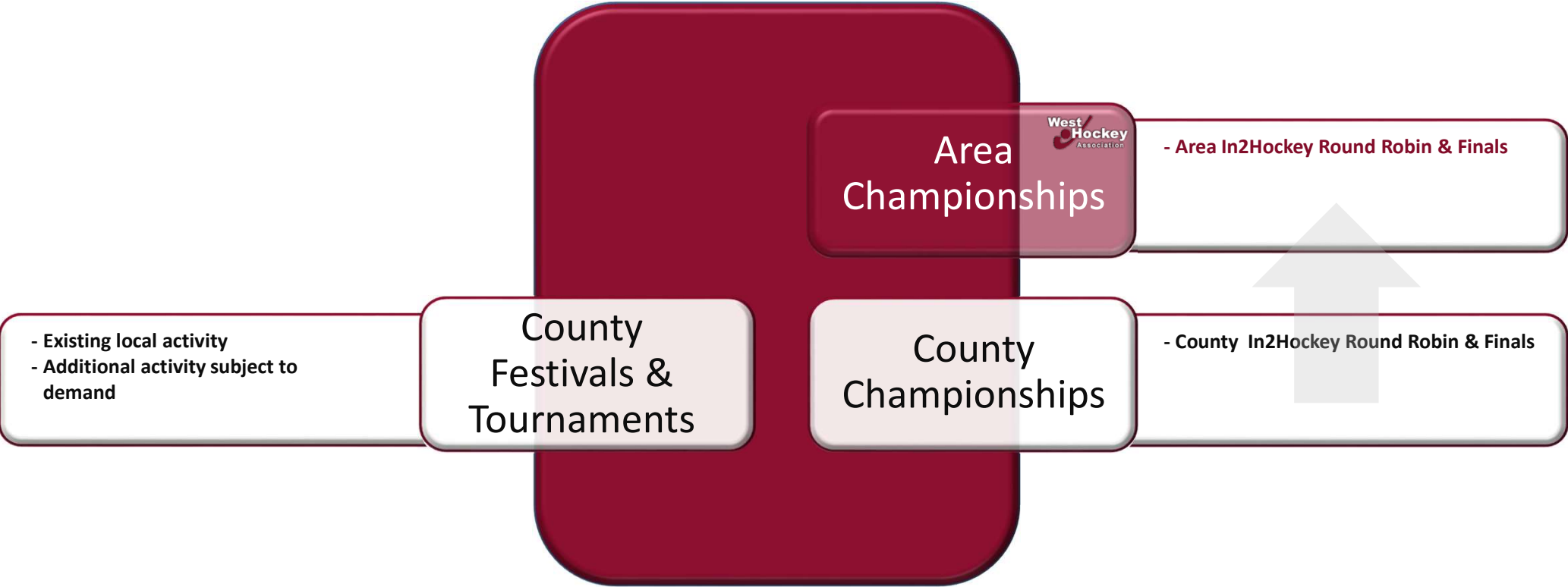
Under 8



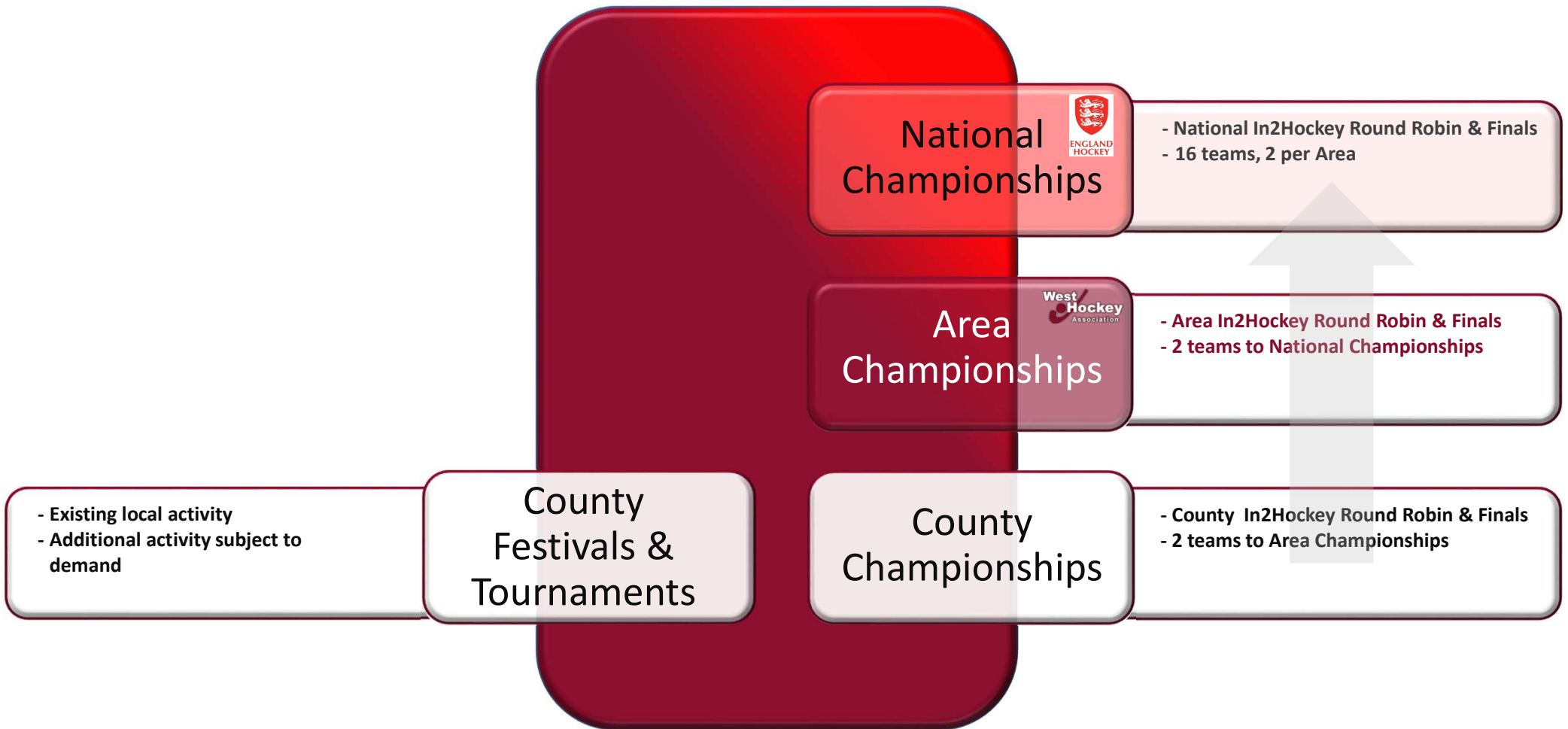
- Existing activity
- Additional activity subject to demand

County Festivals

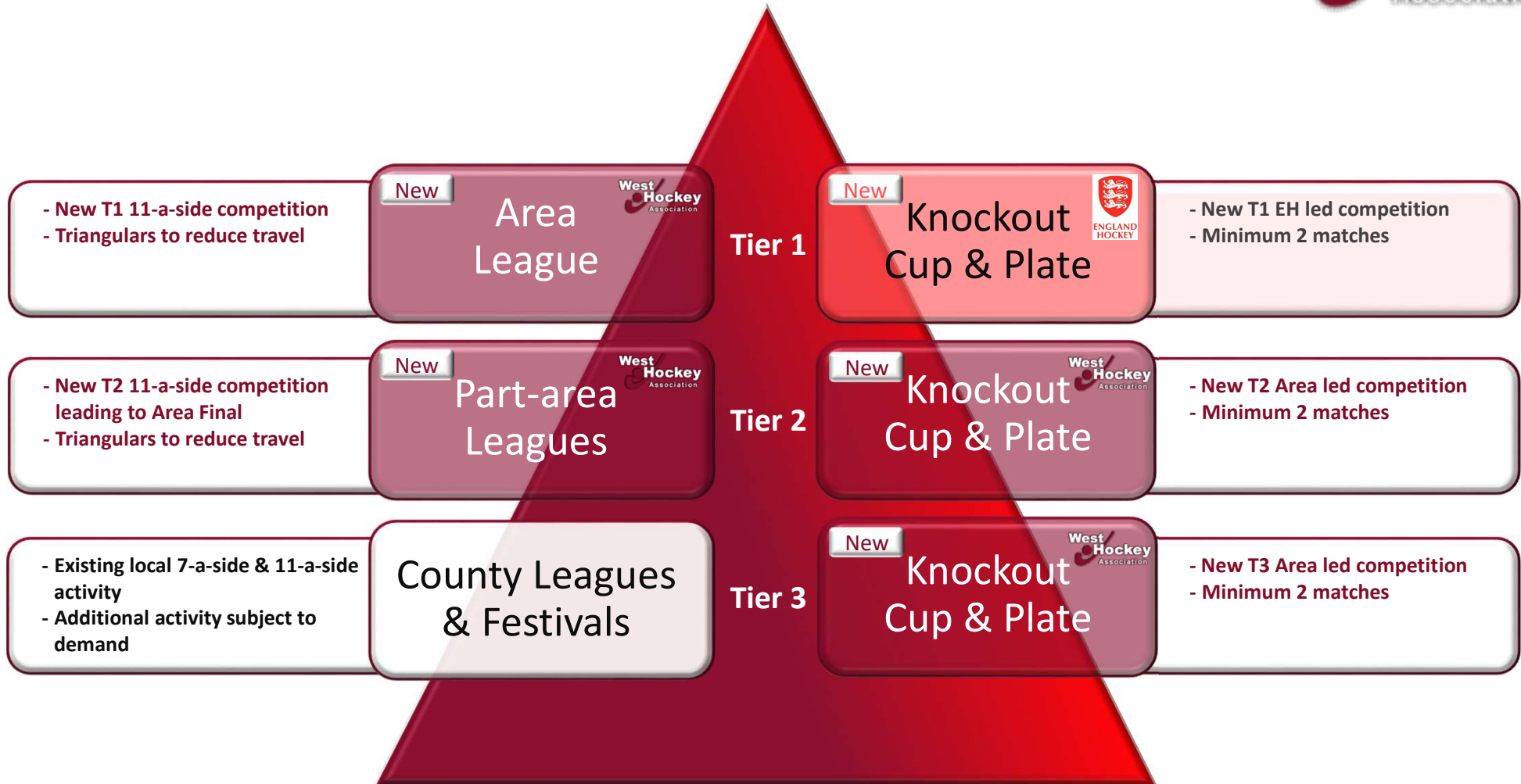
Under 10



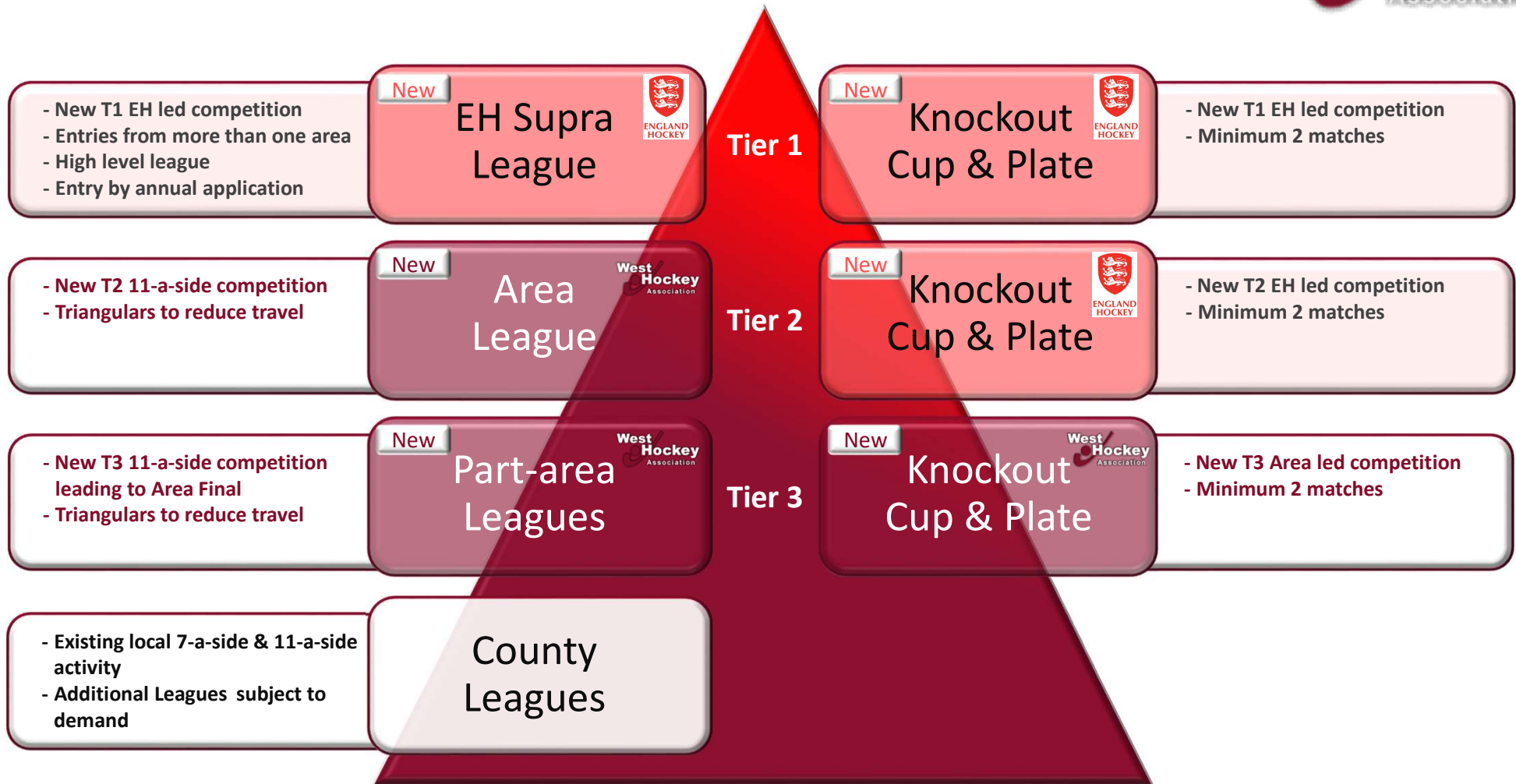
Under 12



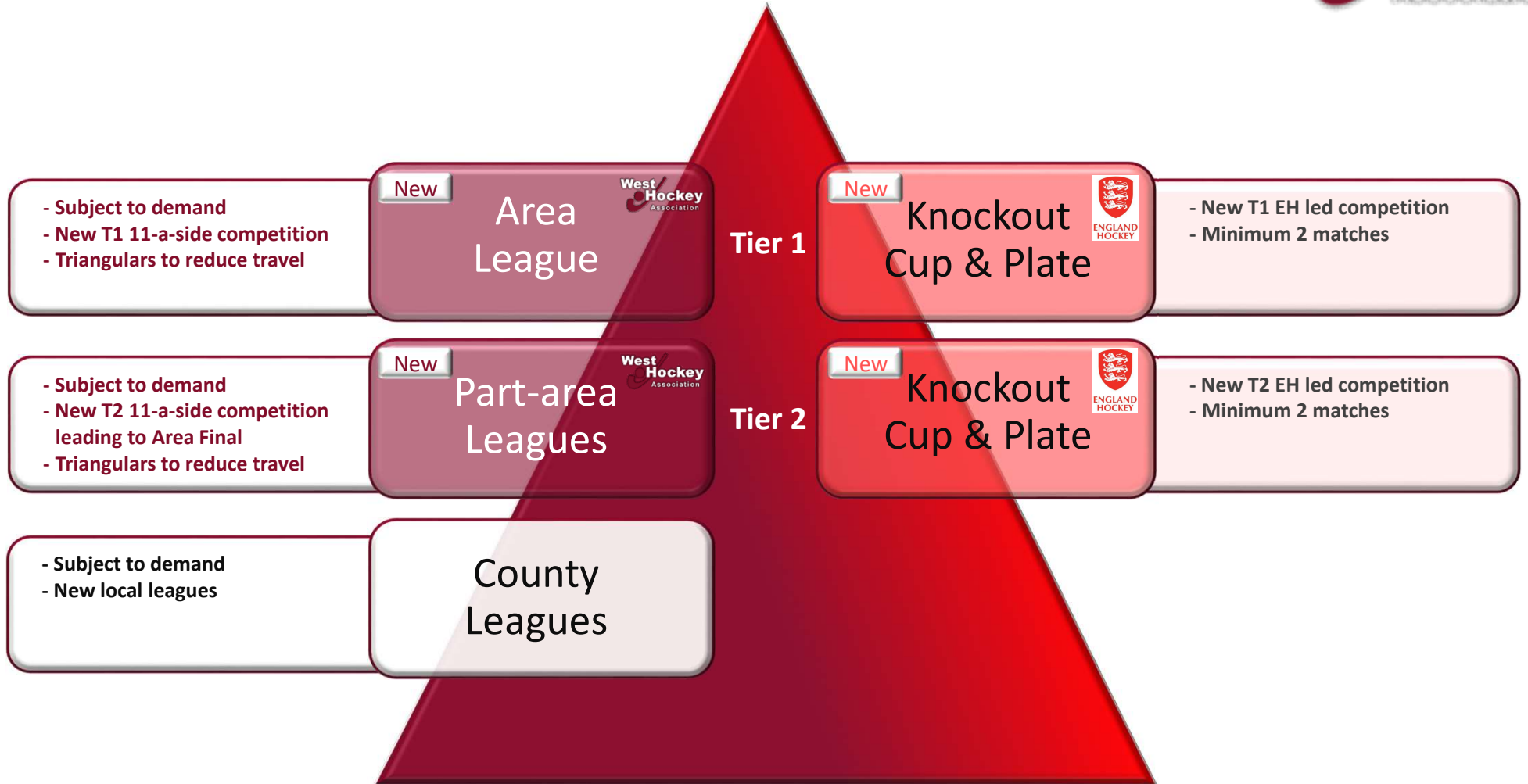
Under 14



Under 16



Under 18



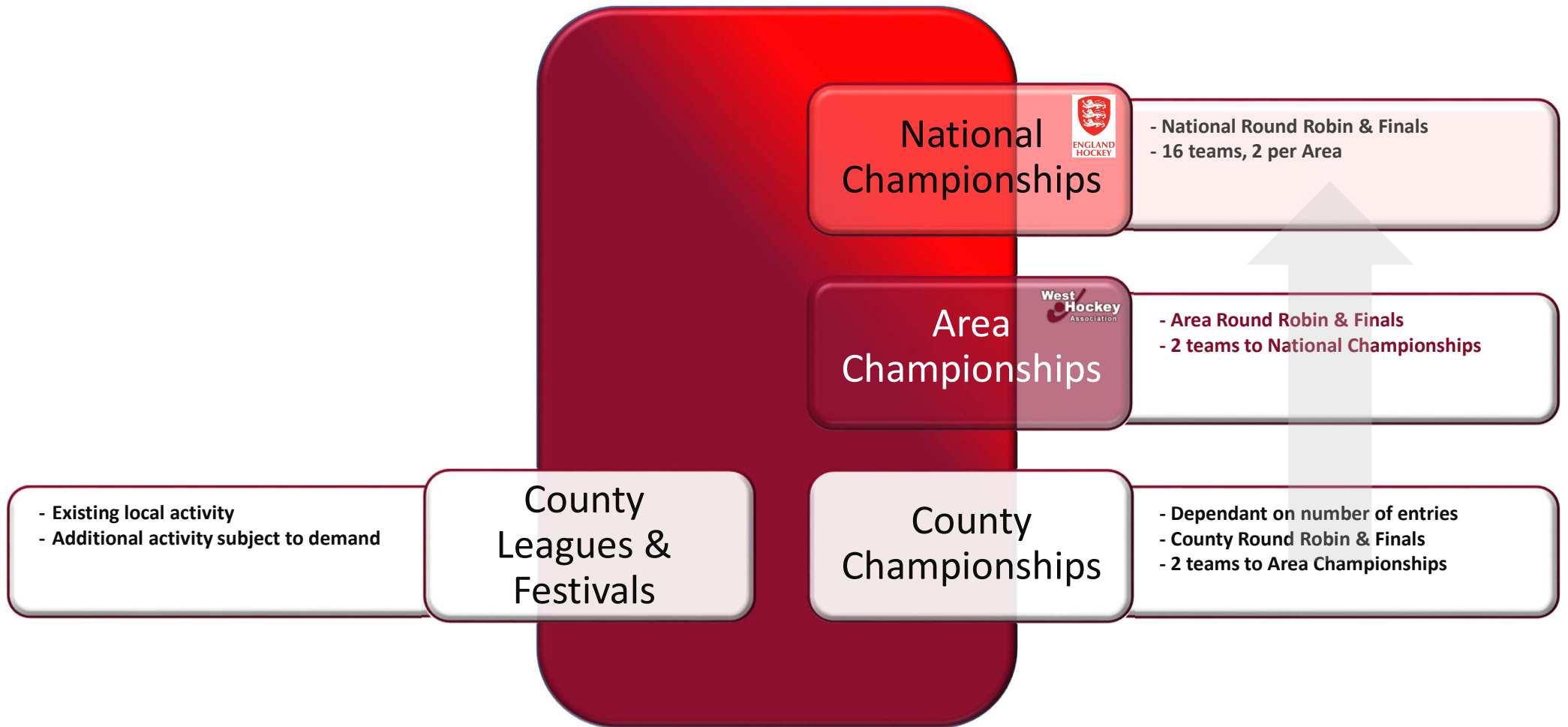
Development Leagues (aka Badgers / Vixens)



- Existing local 11-a-side & 7-a-side activity
- Additional activity subject to demand

County
Leagues

Indoor



Next Steps



Feedback on these proposals

- County Rep's to review Junior Transition proposals and provide feedback – responses by Monday 8th March please

Club Survey

- Survey to be sent to all clubs by 12th March asking for responses by 31st March
- Results reviewed and discussed at the next meeting of this group (*Wed 14th April?*) and proposed implementation plan prepared
- Findings and proposed implementation plan presented to West Directors at the next available meeting following our review

Appendix

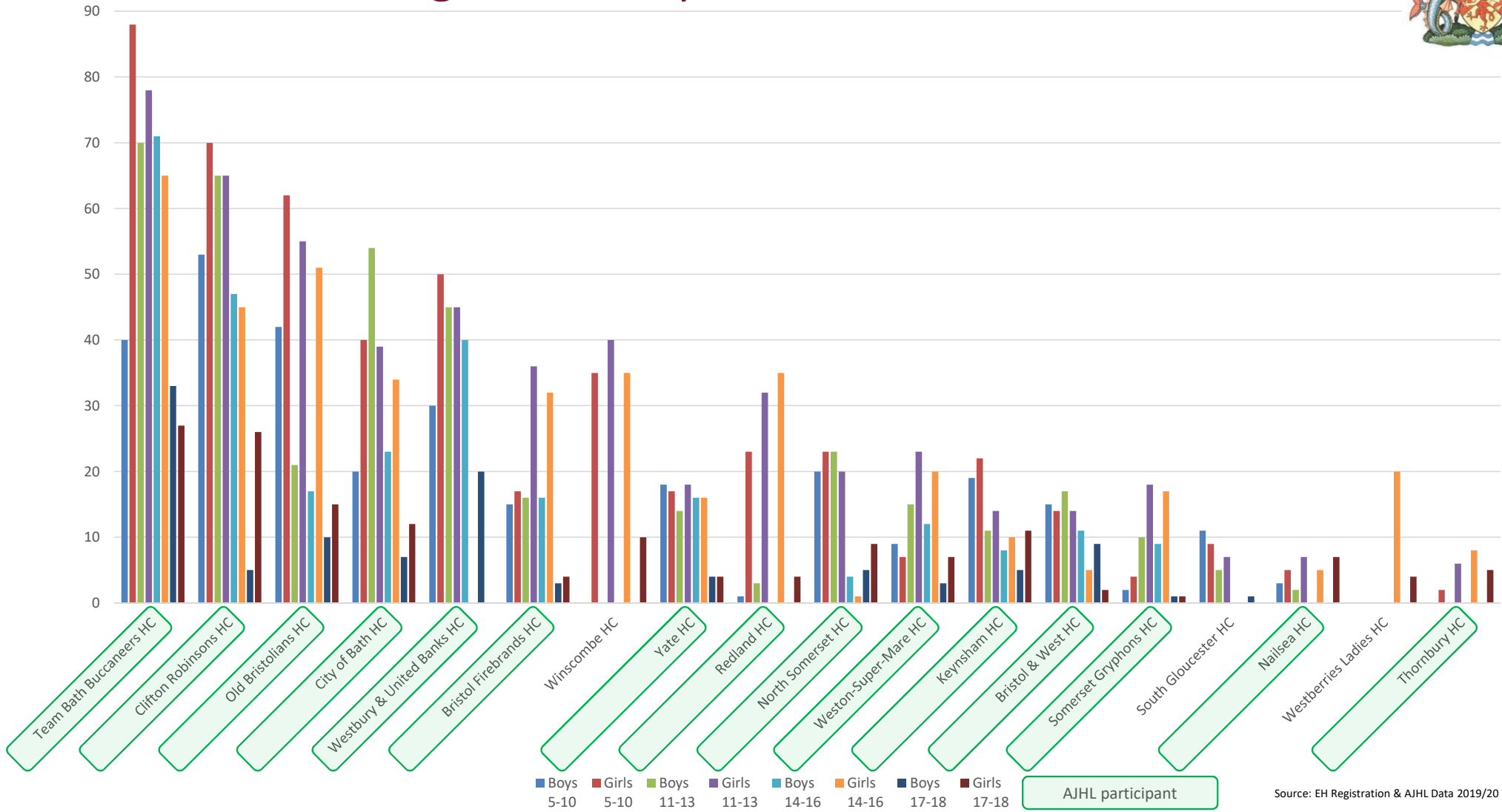


Individual County Information



Avon

Avon – Junior Registration by Club 2019/20



Source: EH Registration & AJHL Data 2019/20

Avon – Registered Players & Current Participation



Clubs	Boys 5-10	Girls 5-10	Boys 11-13	Girls 11-13	Boys 14-16	Girls 14-16	Boys 17-18	Girls 17-18	Total Boys	Total Girls	Total Players
Team Bath Buccaneers HC	40	88	70	78	71	65	33	27	214	258	472
Clifton Robinsons HC	53	70	65	65	47	45	5	26	170	206	376
Old Bristolians HC	42	62	21	55	17	51	10	15	90	183	273
City of Bath HC	20	40	54	39	23	34	7	12	104	125	229
Westbury & United Banks HC	30	50	45	45	40		20		135	95	230
Bristol Firebrands HC	15	17	16	36	16	32	3	4	50	89	139
Winscombe HC		35		40		35		10		120	120
Yate HC	18	17	14	18	16	16	4	4	52	55	107
Redland HC	1	23	3	32		35		4	4	94	98
North Somerset HC	20	23	23	20	4	1	5	9	52	53	105
Weston-Super-Mare HC	9	7	15	23	12	20	3	7	39	57	96
Keynsham HC	19	22	11	14	8	10	5	11	43	57	100
Bristol & West HC	15	14	17	14	11	5	9	2	52	35	87
Somerset Gryphons HC	2	4	10	18	9	17	1	1	22	40	62
South Gloucester HC	11	9	5	7			1		17	16	33
Nailsea HC	3	5	2	7		5		7	5	24	29
Westberries Ladies HC						20		4		24	24
Thornbury HC		2		6		8		5		21	21

18 Clubs	Players >	298	488	371	517	274	399	106	148	1,049	1,552	2,601
	% of Total Players >	11%	19%	14%	20%	11%	15%	4%	6%	40%	60%	

Source: EH Registration Data 2019/20

Activity (No of teams ex' EH U10/U12)	U10 Mixed	U10 Boys England Hockey County R'd	U10 Girls England Hockey County R'd	U12 Mixed	U12 Boys England Hockey County R'd	U12 Girls England Hockey County R'd	U14 Boys (11-a-side)	U14 Girls (11-a-side)	U16 Boys	U16 Girls	Badgers Development League	Vixens Development League
12	2	1	1	2	1	1	1	2	2	1	1	1
13	3	1	1	3	1	1	2	2	1	1	1	
5	1			1				1		1	1	
6	1	1	1	2	1	1	1	1		1		
8	2			2				2			2	
9	2	1	1	2	1	1	1	1		1	1	1
7	1			2			1	1		1	1	
5	1			1				1		1		1
3	1			1							1	
3	1			1							1	
1				1								
3				1							1	1
2				1							1	
1	1											
1												1

Teams >	16	4	4	20	4	4	6	11	3	7	11	5
---------	----	---	---	----	---	---	---	----	---	---	----	---

Avon – Current Offer



U8	U10 Boys	U10 Girls	U10 Mixed	U10 England Hockey County R'd	U12 Boys	U12 Girls	U12 Mixed	U12 England Hockey County R'd	U14 Boys (7-a-side)	U14 Boys (11-a-side)	U14 Girls (7-a-side)	U14 Girls (11-a-side)	U14 Mixed (7-a-side)	U16 Boys	U16 Girls	U16 Mixed	U18 Boys	U18 Girls	Badgers Development League	Vixens Development League	Indoor
No	No	No	Yes ¹	Yes	No	No	Yes ¹	Yes	No	Yes ¹	No	Yes ¹	No	Yes ¹	Yes ¹	No	No	No	Club ²	Yes ³	No

Notes:

- ¹ Avon Junior Hockey League
- ² Bristol & West HC
- ³ Facilitated by EH Regional Manager

- The Avon Junior Hockey League (AJHL) provides:
 - Two tier (Shield & Plate) U14 and U16 leagues for Boys and Girls.
 - Triangular fixtures for Shield leagues, where entrants are from different counties, help reduce travel and costs.
 - Where possible, Plate leagues are geographically based with Semi-finals and Finals taking place in Avon.
 - U10 and U12 Festivals and Tournaments
- In conjunction with the Avon County Women's Hockey Umpire Association, AJHL U10 & U12 Festivals are utilised to run Introduction to Umpiring courses and provide ongoing opportunities for young and new umpires to practice and receive guidance/coaching.
- Indoor – if more than two entries are received, clubs run competition to determine who qualifies for the Regional Finals
- Active Badgers League (club run) & Vixens League (facilitated by EH Regional Manager)

Avon – Going Forward



Avon want to retain?

- 'Avon' would like to retain all current activity

New Area Competitions – thoughts

- Continue with existing offering; flexing to club demand as necessary

Avon Junior Hockey League (AJHL)



- Set up in 2004 to provide opportunities for those not involved in 'County' activity
- Grown substantially: 2004/05 - 15 clubs & 35 teams > 2019/20 - 24 clubs & 94 teams
- 15 of the 18 Avon clubs (*with juniors*) participate plus a further 7 from Gloucestershire and 3 from Wiltshire
- After consultation with clubs a two level tiering (Shield & Plate) introduced for U14 & U16 leagues in the 2017/18 season; primarily to avoid significant mismatches
- Historically, central venues in Avon utilised for U14 & U16 league matches. More entries and a wider geographic spread has led to club pitches being utilised to reduce travel time.
- Where possible, Plate leagues are geographically based. Semi-finals and Finals take place at a central venue
- Triangulars arranged to reduce travel, cost and enable more matches to be played in a reduced time frame
- 4 x U10 and U12 Festivals run per season (one day, single pitch) – maximum 24 teams, 8 teams per 2.5 hour session. Minimum 1 hour pitch time per team
- End of season U10 & U12 Tournaments (one day, single pitch) – maximum 16 teams, 4 x Round Robin leagues leading to Shield & Plate knockout competition. Minimum 1 hour pitch time per team
- In conjunction with the Avon County Women's Hockey Umpire Association, AJHL U10 & U12 Festivals utilised for 'Introduction to Umpiring courses' and provide ongoing opportunities for young and new umpires to practice and receive guidance/coaching. Young umpires have also umpired U14 & U16 League Semi-finals and Finals.

AJHL – e.g. Season Planner



EH Week No.	Sunday	Notes	U10 Mixed	U12 Mixed	U14 Girls	U14 Boys	U16 Girls	U16 Boys
4	29-Sep		Festival Yate OSC		League Matches	League Matches	League Matches	League Matches
5	06-Oct			Festival Yate OSC				
6	13-Oct							
7	20-Oct		Festival Yate OSC					
8	27-Oct	Half term						
9	03-Nov	Half term						
10	10-Nov	Remembrance Sunday		Festival Yate OSC				
11	17-Nov		Festival Yate OSC					
12	24-Nov							
13	01-Dec							
14	08-Dec							
15	15-Dec							
16	22-Dec	Christmas						
17	29-Dec	Christmas						
18	05-Jan	Christmas						
19	12-Jan				League Matches	League Matches	League Matches	League Matches
20	19-Jan							
21	26-Jan							
22	02-Feb			Festival Yate OSC				
23	09-Feb		Festival Yate OSC					
24	16-Feb	Half term						
25	23-Feb	Half term						
26	01-Mar			Festival Yate OSC	League Slip dates & Semi-Finals	League Slip dates & Semi-Finals	League Slip dates & Semi-Finals	League Slip dates & Semi-Finals
27	08-Mar							
28	15-Mar		Tournament Yate OSC					
29	22-Mar	Mother's Day						
30	29-Mar			Tournament Yate OSC				
31	05-Apr	School Holidays						
32	12-Apr	School Holidays						
33	19-Apr	Easter						
34	26-Apr				Finals	Finals	Finals	Finals
35	03-May							
37	12-May				Finals Slip dates	Finals Slip dates	Finals Slip dates	Finals Slip dates
38	19-May							

AJHL – e.g. U12 Festival Format



Session 1

09:40	Pitch 1	Chippenham - A	v	Old Bristolians'
09:40	Pitch 2	Firebrands - B	v	Bristol & West
10:00	Pitch 1	Westbury & United Bks - A	v	Yate - B
10:00	Pitch 2	Somerset Gryphons	v	Chippenham - B
10:20	Pitch 1	Old Bristolians'	v	Bristol & West
10:20	Pitch 2	Chippenham - A	v	Firebrands - B
10:40	Pitch 1	Westbury & United Bks - A	v	Somerset Gryphons
10:40	Pitch 2	Yate - B	v	Chippenham - B
11:00	Pitch 1	Firebrands - B	v	Old Bristolians'
11:00	Pitch 2	Bristol & West	v	Chippenham - A
11:20	Pitch 1	Chippenham - B	v	Westbury & United Bks - A
11:20	Pitch 2	Somerset Gryphons	v	Yate - B
11:40	Pitch 1	Chippenham - B	v	Firebrands - B
11:40	Pitch 2	Bristol & West	v	Somerset Gryphons
12:00	Pitch 1	Old Bristolians'	v	Westbury & United Bks - A
12:00	Pitch 2	Yate - B	v	Chippenham - A

Session 2 (revised 27/02/20)

12:25	Pitch 1	Clifton Robinsons - A	v	Yate - A
12:25	Pitch 2	Team Bath Buccs - A	v	City of Bath - C
12:45	Pitch 1	Firebrands - A	v	Clifton Robinsons - B
12:45	Pitch 2	North Somerset	v	City of Bath - A
13:05	Pitch 1	Yate - A	v	City of Bath - C
13:05	Pitch 2	Clifton Robinsons - A	v	Team Bath Buccs - A
13:25	Pitch 1	Firebrands - A	v	North Somerset
13:25	Pitch 2	Clifton Robinsons - B	v	City of Bath - A
13:45	Pitch 1	Team Bath Buccs - A	v	Yate - A
13:45	Pitch 2	City of Bath - C	v	Clifton Robinsons - A
14:05	Pitch 1	City of Bath - A	v	Firebrands - A
14:05	Pitch 2	North Somerset	v	Clifton Robinsons - B
14:25	Pitch 1	City of Bath - A	v	Team Bath Buccs - A
14:25	Pitch 2	Clifton Robinsons - B	v	Clifton Robinsons - A
14:45	Pitch 1	Yate - A	v	Firebrands - A
14:45	Pitch 2	City of Bath - C	v	North Somerset

Session 3

15:10	Pitch 1	Keynsham	v	Weston-super-Mare
15:10	Pitch 2	Nailsea	v	Corsham
15:30	Pitch 1	City of Bath - B	v	Clifton Robinsons - C
15:30	Pitch 2	Team Bath Buccs - B	v	Redland
15:50	Pitch 1	Weston-super-Mare	v	Corsham
15:50	Pitch 2	Keynsham	v	Nailsea
16:10	Pitch 1	City of Bath - B	v	Team Bath Buccs - B
16:10	Pitch 2	Clifton Robinsons - C	v	Redland
16:30	Pitch 1	Nailsea	v	Weston-super-Mare
16:30	Pitch 2	Corsham	v	Keynsham
16:50	Pitch 1	Redland	v	City of Bath - B
16:50	Pitch 2	Team Bath Buccs - B	v	Clifton Robinsons - C
17:10	Pitch 1	Redland	v	Nailsea
17:10	Pitch 2	Corsham	v	Team Bath Buccs - B
17:30	Pitch 1	Weston-super-Mare	v	City of Bath - B
17:30	Pitch 2	Clifton Robinsons - C	v	Keynsham

AJHL – e.g. U12 Tournament Format



AVON JUNIOR HOCKEY LEAGUE 2017/18
U12 Mixed Tournament
Sunday 24th March 2019 @ Yate OSC

Group 1								Group 2									
P	W	D	L	F	A	GD	Pts	P	W	D	L	F	A	GD	Pts		
City of Bath	3	2	0	1	6	3	6	Old Bristolians'	3	3	0	0	6	2	4	9	
Team Bath Buccs - B	3	1	2	0	3	2	5	Weston-super-Mare	3	2	0	1	5	2	3	6	
Clifton Robinsons - B	3	1	1	1	4	2	4	Firebrands	3	1	0	2	3	4	-1	3	
Westbury & UBs - A	3	0	1	2	1	7	-6	1	Westbury & UBs - C	3	0	0	3	0	6	-6	0

Group 3								Group 4									
P	W	D	L	F	A	GD	Pts	P	W	D	L	F	A	GD	Pts		
Clifton Robinsons - A	3	3	0	0	15	0	15	9	Team Bath Buccs - A	3	3	0	0	7	1	6	9
Cheltenham	3	1	1	1	3	4	-1	4	Bristol & West	3	2	0	1	5	4	1	6
Yate	3	1	1	1	3	5	-2	4	Corsham	3	0	1	2	1	4	-3	1
Westbury & UBs - B	3	0	0	3	1	13	-12	0	Redland	3	0	1	2	3	7	-4	1

Group Stage		Time		Pitch		Group		Home Team		Away Team	
09:30	Pitch 1	Group 1	City of Bath	2	1	Clifton Robinsons - B	Team Bath Buccs - B	1	1	Westbury & UBs - A	
09:30	Pitch 2										
09:50	Pitch 1	Group 2	Westbury & UBs - C	0	2	Firebrands	Old Bristolians'	2	1	Weston-super-Mare	
09:50	Pitch 2										
10:10	Pitch 1	Group 3	Cheltenham	0	2	Clifton Robinsons - A	Westbury & UBs - B	0	2	Yate	
10:10	Pitch 2										
10:30	Pitch 1	Group 4	Bristol & West	2	0	Corsham	Redland	1	3	Team Bath Buccs - A	
10:30	Pitch 2										
10:50	Pitch 1	Group 1	City of Bath	3	0	Westbury & UBs - A	Clifton Robinsons - B	0	0	Team Bath Buccs - B	
10:50	Pitch 2										
11:10	Pitch 1	Group 2	Westbury & UBs - C	0	2	Weston-super-Mare	Firebrands	1	2	Old Bristolians'	
11:10	Pitch 2										
11:30	Pitch 1	Group 3	Cheltenham	1	1	Yate	Clifton Robinsons - A	9	0	Westbury & UBs - B	
11:30	Pitch 2										
11:50	Pitch 1	Group 4	Bristol & West	0	3	Team Bath Buccs - A	Corsham	1	1	Redland	
11:50	Pitch 2										
12:15	Pitch 1	Group 1	Westbury & UBs - A	0	3	Clifton Robinsons - B	Team Bath Buccs - B	2	1	City of Bath	
12:15	Pitch 2										
12:35	Pitch 1	Group 2	Weston-super-Mare	2	0	Firebrands	Old Bristolians'	2	0	Westbury & UBs - C	
12:35	Pitch 2										
12:55	Pitch 1	Group 3	Yate	0	4	Clifton Robinsons - A	Westbury & UBs - B	1	2	Cheltenham	
12:55	Pitch 2										
13:15	Pitch 1	Group 4	Team Bath Buccs - A	1	0	Corsham	Redland	1	3	Bristol & West	
13:15	Pitch 2										

Knockout Stage

13:40	Pitch 1	Shield Qtr Final - 1	City of Bath	0	1	Weston-super-Mare
13:40	Pitch 2	Shield Qtr Final - 2	Old Bristolians'	3	0	Team Bath Buccs - B
14:00	Pitch 1	Plate Qtr Final - 1	Clifton Robinsons - B	2	0	Westbury & UBs - C
14:00	Pitch 2	Plate Qtr Final - 2	Firebrands	1	0	Westbury & UBs - A
14:20	Pitch 1	Shield Qtr Final - 3	Clifton Robinsons - A	8	0	Bristol & West
14:20	Pitch 2	Shield Qtr Final - 4	Team Bath Buccs - A	1	0	Cheltenham
14:40	Pitch 1	Plate Qtr Final - 3	Yate	4	0	Redland
14:40	Pitch 2	Plate Qtr Final - 4	Corsham	0	1	Westbury & UBs - B
15:10	Pitch 1	Shield Semi-Final 1	Weston-super-Mare	0	5	Clifton Robinsons - A
15:10	Pitch 2	Shield Semi-Final 2	Old Bristolians'	1	1	Team Bath Buccs - A
15:30	Pitch 1	Plate Semi-Final 1	Clifton Robinsons - B	0	4	Yate
15:30	Pitch 2	Plate Semi-Final 2	Firebrands	0	1	Westbury & UBs - B
16:00	Pitch 1	Shield 3rd / 4th play-off	Weston-super-Mare	1	2	Old Bristolians'
16:00	Pitch 2	Plate 3rd / 4th play-off	Clifton Robinsons - B	1	0	Firebrands
16:30	Pitch 1	Shield Final	Clifton Robinsons - A	6	1	Team Bath Buccs - A
16:30	Pitch 2	Plate Final	Yate	2	0	Westbury & UBs - B



AJHL – e.g. U14 & U16 League Structure and Format



<p>5 U14 Girls - Shield</p> <p>Cheltenham 1 Cirencester Falcons Clifton Robinsons Lansdown Lions Team Bath Buccs</p> <p>Each team plays each other once (4 matches each)</p> <p>Winners and Runners-up determined by final league positions</p>	<p>5 U14 Girls - Plate - North</p> <p>Cheltenham 2 Gloucester City Lansdown Tigers Stroud Wotton-under-Edge</p> <p>North Each team plays each other once (4 matches)</p>	<p>5 U14 Girls - Plate - Central</p> <p>Chippenham Devizes Team Bath Buccs Westbury & United Banks - B Yate</p> <p>Central Each team plays each other once (5 matches)</p>	<p>6 U14 Girls - Plate - South</p> <p>City of Bath Clifton Robinsons Firebrands Old Bristolians' Redland Westbury & United Banks - A</p> <p>South Each team plays each other once (5 matches)</p>		
<p>First placed team in each league along with the highest placed runner up (across all three leagues) qualify for the Semi-finals</p>					
<p>3 U14 Boys - Shield</p> <p>Cheltenham Lynx Clifton Robinsons Team Bath Buccs</p> <p>Each team plays each other three times (6 matches)</p> <p>Winners and Runners-up determined by final league positions</p>	<p>6 U14 Boys - Plate - North</p> <p>Cheltenham Panthers Cirencester Gloucester City Lansdown Lions Stroud Wotton-under-Edge</p> <p>North Each team plays each other once (5 matches)</p>	<p>5 U14 Boys - Plate - South</p> <p>City of Bath Clifton Robinsons Firebrands Team Bath Buccs Yate</p> <p>South Each team plays each other once (4 matches)</p>	<p>4 U16 Girls - Shield</p> <p>Cheltenham Cobras Clifton Robinsons Lansdown Lions Team Bath Buccs</p> <p>Each team plays each other twice (6 matches each)</p> <p>Winners and Runners-up determined by final league positions</p>	<p>6 U16 Girls - Plate - North</p> <p>Cheltenham Cheetahs Cirencester Eagles Cirencester Phoenix Gloucester City Thornbury Wotton-under-Edge</p> <p>North Each team plays each other once (5 matches)</p>	<p>6 U16 Girls - Plate - South</p> <p>City of Bath Clifton Robinsons Devizes Old Bristolians' Team Bath Buccs Yate</p> <p>South Each team plays each other once (5 matches)</p>
<p>First and second placed team in each league qualify for the Semi-finals</p>		<p>First and second placed team in each league qualify for Semi-finals</p>			
<p>5 U16 Boys</p> <p>Cheltenham City of Bath Clifton Robinsons Team Bath Buccs - A Team Bath Buccs - B</p> <p>Each team plays each other once (4 matches each)</p> <p>Winners and Runners-up determined by final league positions</p>					

AJHL – e.g. Annual Scheduling Challenge ‘After’

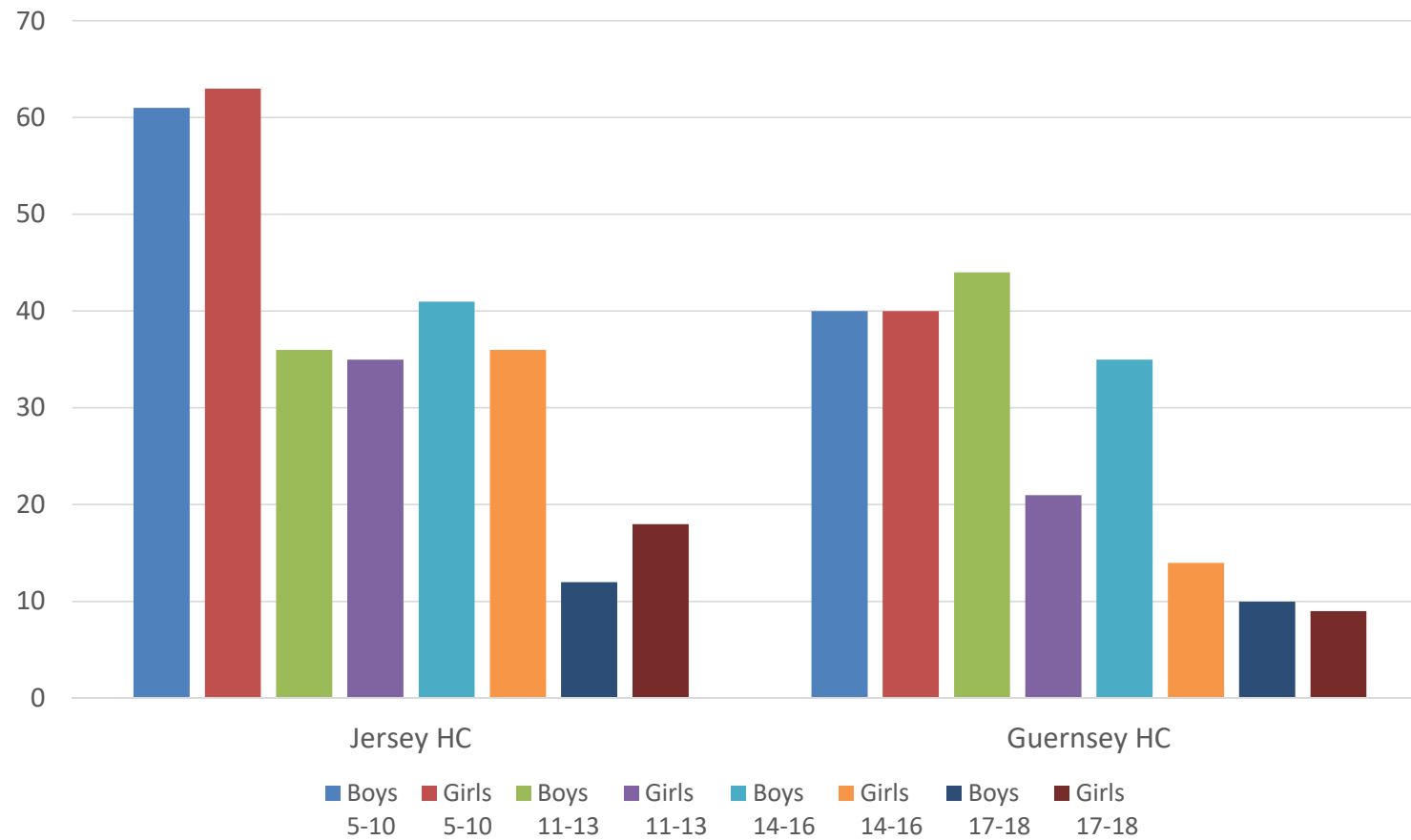


Date	Division 1										Division 2										Division 3										Division 4																			
	1	2	3	4	5	6	7	8	9	10	11	12	13	14	15	16	17	18	19	20	21	22	23	24	25	26	27	28	29	30	31	32	33	34	35	36	37	38	39	40	41	42	43	44	45	46	47	48	49	50
1	Chatham Cougars	Chatham Cougars	Chatham Cougars	Chatham Cougars	Chatham Cougars	Chatham Cougars	Chatham Cougars	Chatham Cougars	Chatham Cougars	Chatham Cougars	Chatham Cougars	Chatham Cougars	Chatham Cougars	Chatham Cougars	Chatham Cougars	Chatham Cougars	Chatham Cougars	Chatham Cougars	Chatham Cougars	Chatham Cougars	Chatham Cougars	Chatham Cougars	Chatham Cougars	Chatham Cougars	Chatham Cougars	Chatham Cougars	Chatham Cougars	Chatham Cougars	Chatham Cougars	Chatham Cougars	Chatham Cougars	Chatham Cougars	Chatham Cougars	Chatham Cougars	Chatham Cougars	Chatham Cougars	Chatham Cougars	Chatham Cougars	Chatham Cougars	Chatham Cougars	Chatham Cougars	Chatham Cougars	Chatham Cougars	Chatham Cougars	Chatham Cougars	Chatham Cougars	Chatham Cougars	Chatham Cougars	Chatham Cougars	Chatham Cougars
2	Chatham Cougars	Chatham Cougars	Chatham Cougars	Chatham Cougars	Chatham Cougars	Chatham Cougars	Chatham Cougars	Chatham Cougars	Chatham Cougars	Chatham Cougars	Chatham Cougars	Chatham Cougars	Chatham Cougars	Chatham Cougars	Chatham Cougars	Chatham Cougars	Chatham Cougars	Chatham Cougars	Chatham Cougars	Chatham Cougars	Chatham Cougars	Chatham Cougars	Chatham Cougars	Chatham Cougars	Chatham Cougars	Chatham Cougars	Chatham Cougars	Chatham Cougars	Chatham Cougars	Chatham Cougars	Chatham Cougars	Chatham Cougars	Chatham Cougars	Chatham Cougars	Chatham Cougars	Chatham Cougars	Chatham Cougars	Chatham Cougars	Chatham Cougars	Chatham Cougars	Chatham Cougars	Chatham Cougars	Chatham Cougars	Chatham Cougars	Chatham Cougars	Chatham Cougars	Chatham Cougars	Chatham Cougars	Chatham Cougars	Chatham Cougars



Channel Islands

Channel Islands – Junior Registration by Club 2019/20



Channel Islands – Current Participation & Offer



Clubs	Boys 5-10	Girls 5-10	Boys 11-13	Girls 11-13	Boys 14-16	Girls 14-16	Boys 17-18	Girls 17-18	Total Boys	Total Girls	Total Players	U14 Mixed (7-a-side)	Badgers Development League	Vixens Development League
Jersey HC	61	63	36	35	41	36	12	18	150	152	302			
Guernsey HC	40	40	44	21	35	14	10	9	129	84	213	Yes	Yes	Yes

2 Clubs	Players >	101	103	80	56	76	50	22	27	279	236	515
	% of Total Players >	20%	20%	16%	11%	15%	10%	4%	5%	54%	46%	

Source: EH Registration Data 2019/20

U8	U10 Boys	U10 Girls	U10 Mixed	U10 England Hockey County R'd	U12 Boys	U12 Girls	U12 Mixed	U12 England Hockey County R'd	U14 Boys (7-a-side)	U14 Boys (11-a-side)	U14 Girls (7-a-side)	U14 Girls (11-a-side)	U14 Mixed (7-a-side)	U16 Boys	U16 Girls	U16 Mixed	U18 Boys	U18 Girls	Badgers Development League	Vixens Development League	Indoor
No	No	No	No	No	No	No	No	No	No	No	No	No	Yes ⁴	No	No	No	No	No	Yes ⁴	Yes ⁴	No

Notes:

⁴ Guernsey only

Jersey – Notes to Current Offer



- U8, U10, U12 & U14 Boys training only with matches included in training sessions
- U16 & U18 Boys and Girls enter EH Championships
- No National Championships entries at U10 & U12
- No Schools enter West Regional round

Jersey – Going Forward



Jersey want to retain?

- Jersey to retain all their offer and build on in the future

New Area Competitions – thoughts

- Concern with EH knockout format, as could only play two matches or if they have a good run could prove really expensive.
- Really like the idea of a Regional League, however very difficult for them to enter and commit to dates (flights & expense)
- Would be very interested in attending a 'end of season' Festival if the Part-area leagues come together, or a weekend Tour – dependant on EH Cup success.
- Like more involvement in representative team competition e.g. Academies Competition.

* Decision needs to needs made re West or South Central on both Governance and Delivery (flexible approach?)

Guernsey – Notes to Current Offer



- No U8s or U10s competition – training only with matches included in training sessions
- School hold annual U10 Festival – club enter one team
- U12s play in U14 League
- U16s enter EH Championships
- No U18 or National Championships U10 & U12
- No Indoor but would like to offer and develop in the future, facility issue
- U16 & U18 players play in Adult League (U16 team & U18 team Girls enter in the league)
- Recently started Badgers / Development League (Boys & Girls) with 5 teams; aimed at players not in Adult League
- Looked to develop an U12 League

Guernsey – Going Forward



Guernsey want to retain?

- Guernsey to retain all their offer and build on in the future

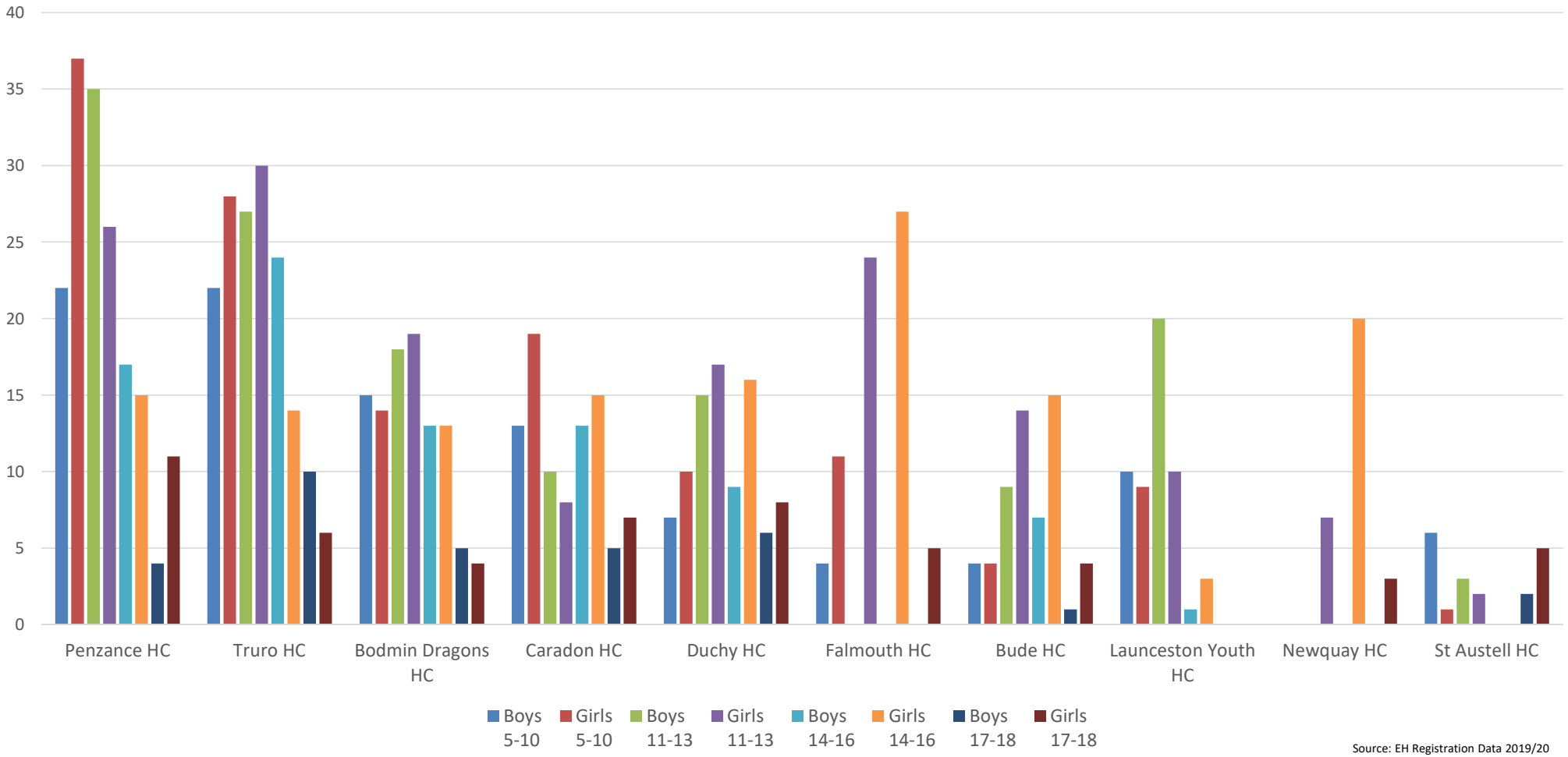
New Area Competitions – thoughts

- Really like the idea of a Regional League, however very difficult for them to enter and commit to dates (flights & expense)
 - Would be very interested in attending a 'end of season' Festival if the Part-area Leagues come together, or a weekend Tour.
 - Like more involvement in representative team competition e.g. Academies Comp
- * Decision needs to needs made re West or South Central on both Governance and Delivery (flexible approach?)
- * Travel restrictions in place for 2021/22 season possibly, will limit participation.



Cornwall

Cornwall – Junior Registration by Club 2019/20



Source: EH Registration Data 2019/20

Cornwall – Registered Players & Current Participation



Clubs	Boys 5-10	Girls 5-10	Boys 11-13	Girls 11-13	Boys 14-16	Girls 14-16	Boys 17-18	Girls 17-18	Total Boys	Total Girls	Total Players	Activity (No of teams ex' EH U10/U12)	U10 Mixed	U12 Boys England Hockey County R'd	U12 Girls England Hockey County R'd	U12 Boys England Hockey County R'd	U12 Girls England Hockey County R'd	U14 Boys (7-a-side)	U14 Girls (7-a-side)	U16 Boys	U16 Girls	U16 Mixed	Badgers	Vixens		
Penzance HC	22	37	35	26	17	15	4	11	78	89	167	14	3	1	1	1	1	2	2	1	1	1	1	1		
Truro HC	22	28	27	30	24	14	10	6	83	78	161	12	2	1	1	2	2	1	1	1	1	1				
Bodmin Dragons HC	15	14	18	19	13	13	5	4	51	50	101	7	1	1	1	1	1	1	1				1	1		
Caradon HC	13	19	10	8	13	15	5	7	41	49	90	10	2	1	1	1	1	1	1	1	1	1		1		
Duchy HC	7	10	15	17	9	16	6	8	37	51	88	2											1	1		
Falmouth HC	4	11		24		27		5	4	67	71	7				1			2			2		1		
Bude HC	4	4	9	14	7	15	1	4	21	37	58	5				1			2			1		1		
Launceston Youth HC	10	9	20	10	1	3			31	22	53	5	1	1		1	1	1	1							
Newquay HC				7		20		3		30	30	4							1			2		1		
St Austell HC	6	1	3	2			2	5	11	8	19	1	1													
10 Clubs	103	133	137	157	84	138	33	53	357	481	838	10		5	4	6	8	4	7	6	12	3	8	3	4	7
% of Total Players >	12%	16%	16%	19%	10%	16%	4%	6%	43%	57%																

Source: EH Registration Data 2019/20

Cornwall – Current Offer



U8	U10 Boys	U10 Girls	U10 Mixed	U10 England Hockey County R'd	U12 Boys	U12 Girls	U12 Mixed	U12 England Hockey County R'd	U14 Boys (7-a-side)	U14 Boys (11-a-side)	U14 Girls (7-a-side)	U14 Girls (11-a-side)	U14 Mixed (7-a-side)	U14 Mixed (11-a-side)	U16 Boys	U16 Girls	U16 Mixed	U18 Boys	U18 Girls	Badgers Development League	Vixens Development League	Indoor
No	Yes	Yes	Yes	Yes	Yes	Yes	No	Yes	Yes	No	Yes	No	No	No	Yes ⁵	Yes ⁵	Yes	No	No	Yes	Yes	No

Notes:

⁵ 7-a-side

- Annual Junior Club Forum to discuss format and structure for following season based on club feedback / demand.
- No U8, U18 or Indoor offer.
- 7-a-side leagues based on club demand, all central venue.
- Host club run league on the day, central administration from Cornwall HA.
- Use Fixtures Live for League tables, linked to Cornwall HA website.
- Annual budget set to break even, League entry fees to cover costs.
- No other club run activity outside the County governance (apart from friendly matches).
- U10 Festival, single sexed, used for preparation for National Championships, as U10 League is mixed.
- U16 Mixed 11-a-side League – meets demand from clubs.

Cornwall – Going Forward



Cornwall want to retain?

- Cornwall will run their current offer, as concern that clubs will not enter Area Leagues due to 11-a-side, travel and cost.
- No demand for U8 at this time, review each year.

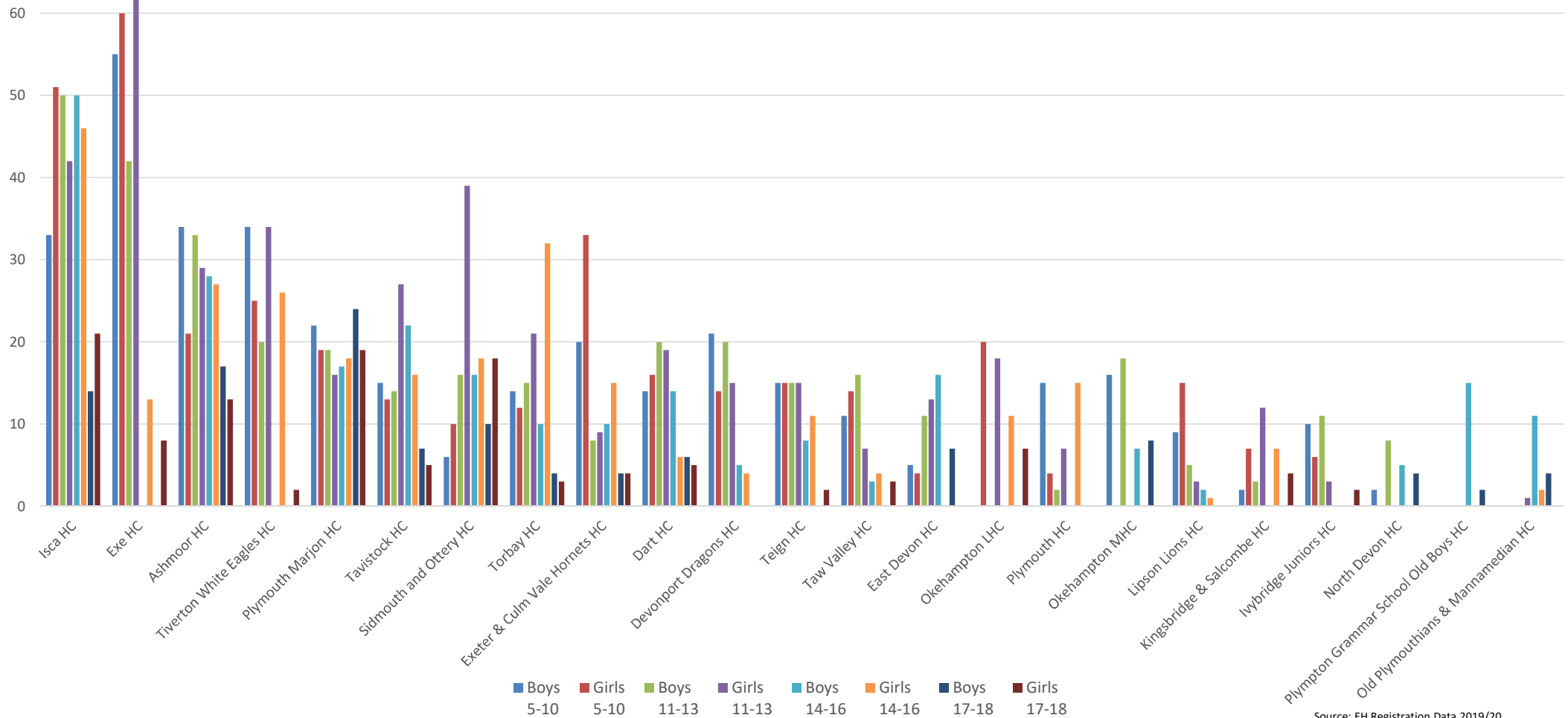
New Area Competitions – thoughts

- Good idea and offers another level of competition which is currently missing.
- Clubs need to be 'honest' when entering the Tiers.
- 11-a-side could be an issue for Cornish clubs.



Devon

Devon – Junior Registration by Club 2019/20



Source: EH Registration Data 2019/20

Devon – Registered Players & Current Participation



Clubs	Boys 5-10	Girls 5-10	Boys 11-13	Girls 11-13	Boys 14-16	Girls 14-16	Boys 17-18	Girls 17-18	Total Boys	Total Girls	Total Players	Activity (No of teams ex' EH U10/U12)	U10 Boys	U10 Girls	U10 Boys England Hockey County R'd	U10 Girls England Hockey County R'd	U12 Boys	U12 Girls	U12 Boys England Hockey County R'd	U12 Girls England Hockey County R'd	U14 Boys (7-a-side)	U14 Boys (11-a-side)	U14 Girls (7-a-side)	U14 Girls (11-a-side)
Isca HC	33	51	50	42	50	46	14	21	147	160	307	13	1	1	1	1	2	3	1	1	2	1	2	1
Exe HC	55	60	42	63		13		8	97	144	241	11	1	2	1	1	2	3	1	1	1		1	1
Ashmoor HC	34	21	33	29	28	27	17	13	112	90	202	2										1	1	
Tiverton White Eagles HC	34	25	20	34		26		2	54	87	141	11	1	1	1	1	2	2	1	1	1	1	2	1
Plymouth Marjon HC	22	19	19	16	17	18	24	19	82	72	154	13	2	2	1		2	2			2	1	1	1
Tavistock HC	15	13	14	27	22	16	7	5	58	61	119	2					1		1	1				1
Sidmouth and Ottery HC	6	10	16	39	16	18	10	18	48	85	133	6	1	1			1	1			1		1	
Torbay HC	14	12	15	21	10	32	4	3	43	68	111	6	1	1			1	1			1		1	
Exeter & Culm Vale Hornets HC	20	33	8	9	10	15	4	4	42	61	103	7	1	1	1	1	2	2		1		1		
Dart HC	14	16	20	19	14	6	6	5	54	46	100	8	1	1	1		1	1			1	1	1	1
Devonport Dragons HC	21	14	20	15	5	4			46	33	79	1						1	1					
Teign HC	15	15	15	15	8	11		2	38	43	81	6	1	1			1	1			1		1	
Taw Valley HC	11	14	16	7	3	4		3	30	28	58	5	1	1		1	1	1	1	1				
East Devon HC	5	4	11	13	16		7		39	17	56	5	1	1			1	1		1	1			
Okehampton LHC		20		18		11		7	56	56	56	4					1	1		1	1		1	
Plymouth HC	15	4	2	7		15			17	26	43	4					1	1			1		1	
Okehampton MHC	16		18		7		8		49		49								1					
Lipson Lions HC	9	15	5	3	2	1			16	19	35													
Kingsbridge & Salcombe HC	2	7	3	12		7		4	5	30	35													
Ivybridge Juniors HC	10	6	11	3				2	21	11	32	1					1		1					
North Devon HC	2		8		5		4		19		19													
Plympton Grammar School Old Boys HC					15		2		17		17													
Old Plymouthians & Mannamedian HC				1	11	2	4		15	3	18													

23 Clubs	Players >	353	359	346	393	239	272	111	116	1,049	1,140	2,189
	% of Total Players >	16%	16%	16%	18%	11%	12%	5%	5%	48%	52%	

Teams >	12	13	6	5	20	21	8	9	14	6	13	6
---------	----	----	---	---	----	----	---	---	----	---	----	---

Source: EH Registration Data 2019/20

Devon – Current Offer



U8	U10 Boys	U10 Girls	U10 Mixed	U10 England Hockey County R'd	U12 Boys	U12 Girls	U12 Mixed	U12 England Hockey County R'd	U14 Boys (7-a-side)	U14 Boys (11-a-side)	U14 Girls (7-a-side)	U14 Girls (11-a-side)	U14 Mixed (7-a-side)	U16 Boys	U16 Girls	U16 Mixed	U18 Boys	U18 Girls	Badgers Development League	Vixens Development League	Indoor
Club ⁶	Yes	Yes	Club ⁶	Yes	Yes	Yes	Club ⁶	Yes	Yes	Yes	Yes	Yes	Club ⁶	No	No	No	No	No	No	No	Yes ⁷

Notes:

- ⁶ Run by one person in Plymouth
- ⁷ Offered but currently no demand

- Plymouth Junior Leagues (Friday night) outside of governance of Devon HA
- No U18, U16 or U8 offer
- Indoor – no competition required as usually only 1 or 2 clubs.
- All Festivals so no recording of scores (note: Plymouth are League based)
- GK optional at U10 and at U12 pre-Christmas – GK included post-Christmas as preparation for National Championships.
- Development / Badgers offer never really taken off, with only 2 or 3 clubs interested.

Devon – Going Forward



Devon want to retain?

- Devon will retain U10, U12 and U14. If Area U14 (11-a-side) League, then Devon will only offer a 7-a-side Festival.

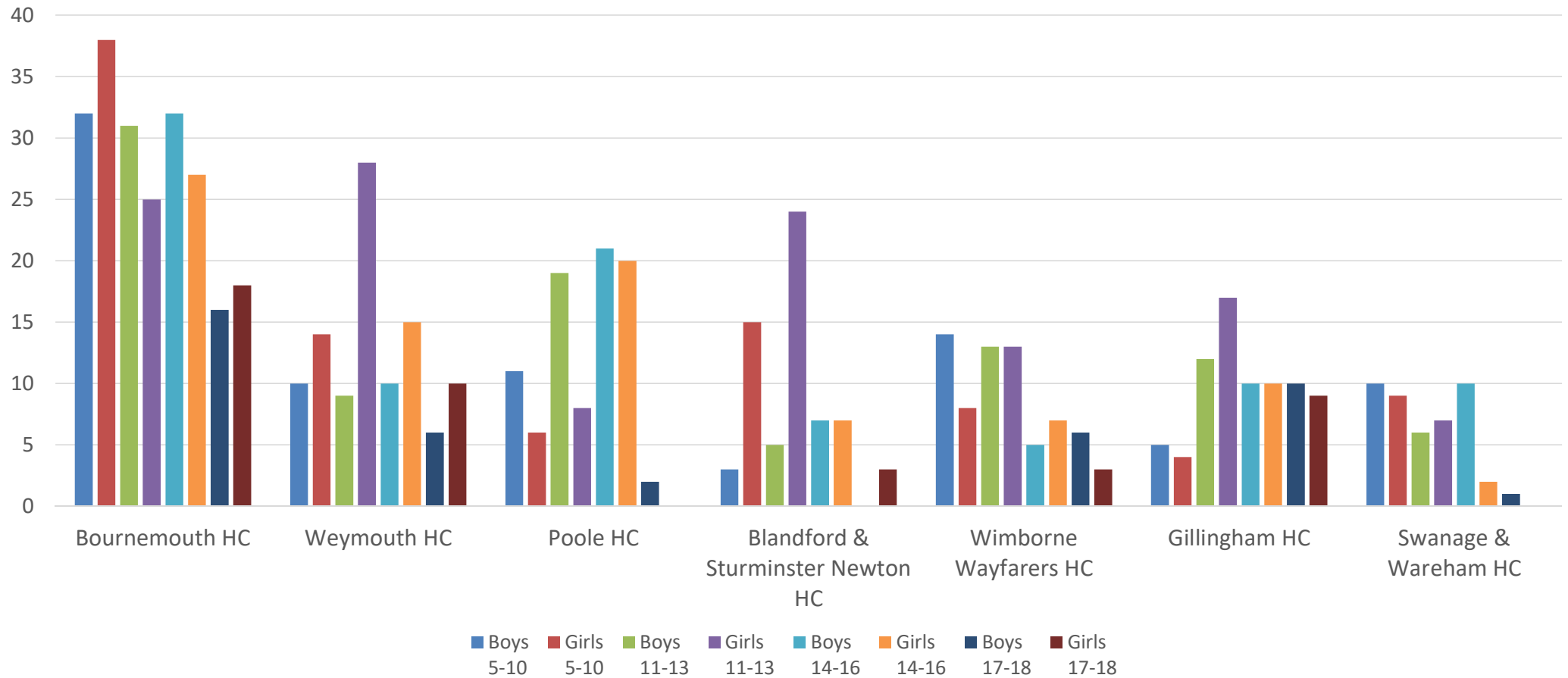
New Area Competitions – thoughts

- Think clubs would be interested in Area Leagues at U14 and U16. Tiering would be essential to encourage entries.
- Triangular fixtures would help to reduce cost and travel.
- Tier 2 – split the region based on entries.



Dorset

Dorset – Junior Registration by Club 2019/20



Source: EH Registration Data 2019/20

Dorset – Registered Players & Current Participation



Clubs	Boys 5-10	Girls 5-10	Boys 11-13	Girls 11-13	Boys 14-16	Girls 14-16	Boys 17-18	Girls 17-18	Total Boys	Total Girls	Total Players	Activity (No of teams ex' EH U10/U12)	U10 Mixed	U10 Boys England Hockey County R'd	U10 Girls England Hockey County R'd	U12 Mixed	U12 Boys England Hockey County R'd	U12 Girls England Hockey County R'd	U14 Mixed (11-a-side)
Bournemouth HC	32	38	31	25	32	27	16	18	111	108	219	3	1	1	1	1	1	1	1
Weymouth HC	10	14	9	28	10	15	6	10	35	67	102	3	1	1	1	1	1	1	1
Poole HC	11	6	19	8	21	20	2		53	34	87	3	1	1	1	1	1	1	1
Blandford & Sturminster Newton HC	3	15	5	24	7	7		3	15	49	64	3	1	1	1	1	1	1	1
Wimborne Wayfarers HC	14	8	13	13	5	7	6	3	38	31	69	3	1	1	1	1	1	1	1
Gillingham HC	5	4	12	17	10	10	10	9	37	40	77	3	1	1	1	1	1	1	1
Swanage & Wareham HC	10	9	6	7	10	2	1		27	18	45	3	1	1	1	1	1	1	1
7 Clubs	85	94	95	122	95	88	41	43	316	347	663	Teams >	7	7	7	7	7	7	7
Players >																			
% of Total Players >	13%	14%	14%	18%	14%	13%	6%	6%	48%	52%									

Source: EH Registration Data 2019/20

Dorset – Current Offer



U8	U10 Boys	U10 Girls	U10 Mixed	U10 England Hockey County R'd	U12 Boys	U12 Girls	U12 Mixed	U12 England Hockey County R'd	U14 Boys (7-a-side)	U14 Boys (11-a-side)	U14 Girls (7-a-side)	U14 Girls (11-a-side)	U14 Mixed (7-a-side)	U14 Mixed (11-a-side)	U16 Boys	U16 Girls	U16 Mixed	U18 Boys	U18 Girls	Badgers Development League	Vixens Development League	Indoor
Outside Area 8	No	No	Club	Yes	No	No	Club	Yes	No	No	No	No	No	Club	Outside Area 8	Outside Area 8	No	No	No	No	No	No

Notes:

8 South Central

- Bournemouth HC take part in activity run outside of the West
- Festival activity run by clubs; dates set by Dorset HA

Dorset – Going Forward



Dorset want to retain?

- Retain the ability to enter appropriate Tiers for regular match play opportunities. These opportunities to be accessed via West or South Central Regions depending on the geographical location of the club.
- Retain our Dorset set up at what appears Tier 3/4 for U14s and regular festivals for U10s & U12s
- Retain our In2Hockey format
- Start up; possibly look at developing opportunities for U8s in the new 4-a-side format

New Area Competitions – thoughts

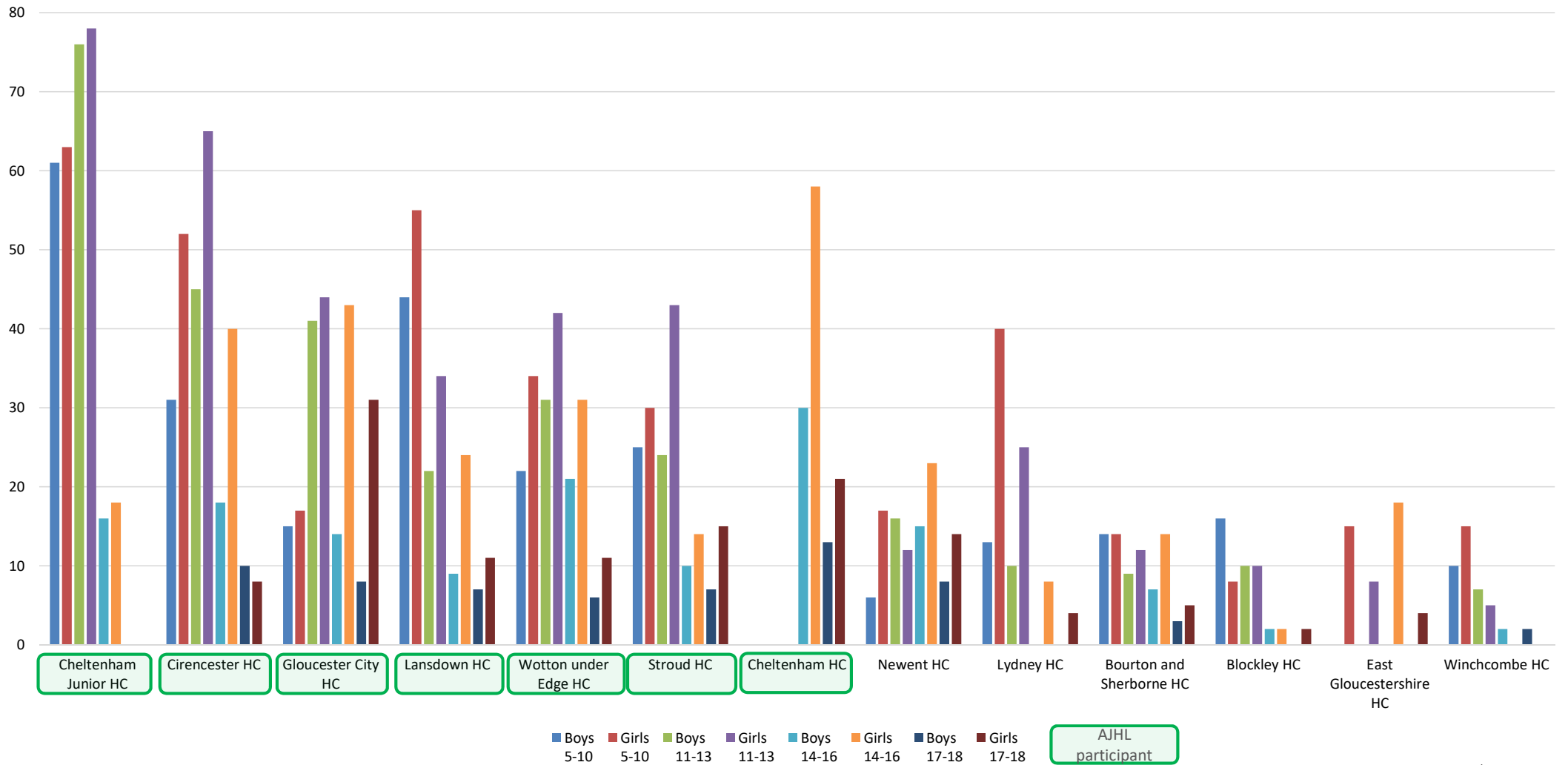
- Delighted to see the development of a more structured and calendared format for regular match play for juniors at appropriate level for them. Dorset clubs are very happy to stay within the West in terms of allowing progression in In2Hockey. We will hopefully help clubs develop to feel the confidence to step into Tier 2 in the future

**GLOUCESTERSHIRE
HOCKEY
ASSOCIATION**



Gloucestershire

Gloucestershire – Junior Registration by Club 2019/20



Gloucestershire – Registered Players & Current Participation



Clubs	Boys 5-10	Girls 5-10	Boys 11-13	Girls 11-13	Boys 14-16	Girls 14-16	Boys 17-18	Girls 17-18	Total Boys	Total Girls	Total Players	Activity (No of teams ex' EH U10/U12)	U8	U10 Boys	U10 Girls	U10 Boys England County R'd	U10 Girls England County R'd	U12 Boys	U12 Girls	U12 Boys England County R'd	U12 Girls England County R'd	U14 Boys (11-a-side)	U14 Girls (11-a-side)	U16 Boys	U16 Girls	Badgers Development League	
Cheltenham Junior HC	61	63	76	78	16	18			153	159	312	22	3	3	4	2	2	4	4	2	2	1	2			1	
Cirencester HC	31	52	45	65	18	40	10	8	104	165	269	14	2	1	2	1	2	2	3	1	2	1	2			1	
Gloucester City HC	15	17	41	44	14	43	8	31	78	135	213	8		1	1	1		1	1	1	1	1			1	1	
Lansdown HC	44	55	22	34	9	24	7	11	82	124	206	15	2	2	3	2	2	2	2	2	2		2			1	1
Wotton under Edge HC	22	34	31	42	21	31	6	11	80	118	198	13	2	2	2	1	1	1	2	1	2	1	1			1	1
Stroud HC	25	30	24	43	10	14	7	15	66	102	168	9	1	1	1	1	1	1	2	1	1	1	1			1	
Cheltenham HC					30	58	13	21	43	79	122	3										1			1	2	
Newent HC	6	17	16	12	15	23	8	14	45	66	111	3						1	1							1	
Lydney HC	13	40	10	25		8		4	23	77	100	5	1	1	1	1	1		2		2						
Bourton and Sherborne HC	14	14	9	12	7	14	3	5	33	45	78	1														1	
Blockley HC	16	8	10	10	2	2		2	28	22	50	3		1	1	1		1									
East Gloucestershire HC		15		8		18		4		45	45	2			1		1	1	1	1							
Winchcombe HC	10	15	7	5	2		2		21	20	41																
13 Clubs	257	360	291	378	144	293	64	126	756	1,157	1,913	Teams >	11	12	16	10	10	13	18	9	14	5	9	1	5	8	
Players >																											
% of Total Players >	13%	19%	15%	20%	8%	15%	3%	7%	40%	60%																	

Source: EH Registration Data 2019/20

Gloucestershire – Current Offer

U8	U10 Boys	U10 Girls	U10 Mixed	U10 England Hockey County R'd	U12 Boys	U12 Girls	U12 Mixed	U12 England Hockey County R'd	U14 Boys (7-a-side)	U14 Boys (11-a-side)	U14 Girls (7-a-side)	U14 Girls (11-a-side)	U14 Mixed (7-a-side)	U16 Boys	U16 Girls	U16 Mixed	U18 Boys	U18 Girls	Badgers Development League	Vixens Development League	Indoor
Yes	Yes	Yes	No	Yes	Yes	Yes	No	Yes	No	Outside County ¹	No	Outside County ¹	No	Outside County ¹	Outside County ¹	No	No	No	Club ⁹	No	No

Notes:

¹ Avon Junior Hockey League

⁹ Run by one person

- Regular Festivals organised for U8 Mixed, U10 & U12 Boys & Girls; currently teams from outside Gloucestershire also attend (Wiltshire and Worcestershire)
- Club demand for activity currently exceeds supply in some age categories, particularly for girls, with some teams having to be turned away
- Would like to expand, however, to do so would require additional availability of '2 pitch' locations and more volunteers
- Plans to increase supply also dependent upon England Hockey's new Talent Strategy
- Tiering is an issue, although there are plans to address this through the introduction of an 'A' team competition; initially for U12s and then, potentially, U10s
- One club has suggested re-introducing a Vixens league
- Junior festivals should be seen as an opportunity to facilitate the development of young umpires

Gloucestershire – Current Offer (continued)

- The younger the children the less desire there is to travel
- EH In2Hockey 'County Rounds' - geographic boundaries need to be clarified as, whilst invites are sent to all clubs registered with the GHA, some of these clubs could be considered to be based outside of Gloucestershire such as those in the outskirts of Bristol

Activity not run by GHA:

- Avon Junior Hockey League (AJHL) provides two tier (Shield & Plate) U14 and U16 leagues for Boys and Girls.
 - Triangular fixtures for Shield leagues, where entrants are from different counties, help reduce travel and costs.
 - Where possible, one of the Plate leagues are Gloucestershire based with Semi-finals and Finals taking place in Avon.
- Gloucestershire Badgers Circle run by one person
- Two clubs run their own junior Festivals inviting clubs both from within and outside Gloucestershire; the latter to increase level of competition

Gloucestershire – Going Forward

Gloucestershire want to retain?

- GHA will continue to run and look at expanding existing U8, U10 & U12 activity

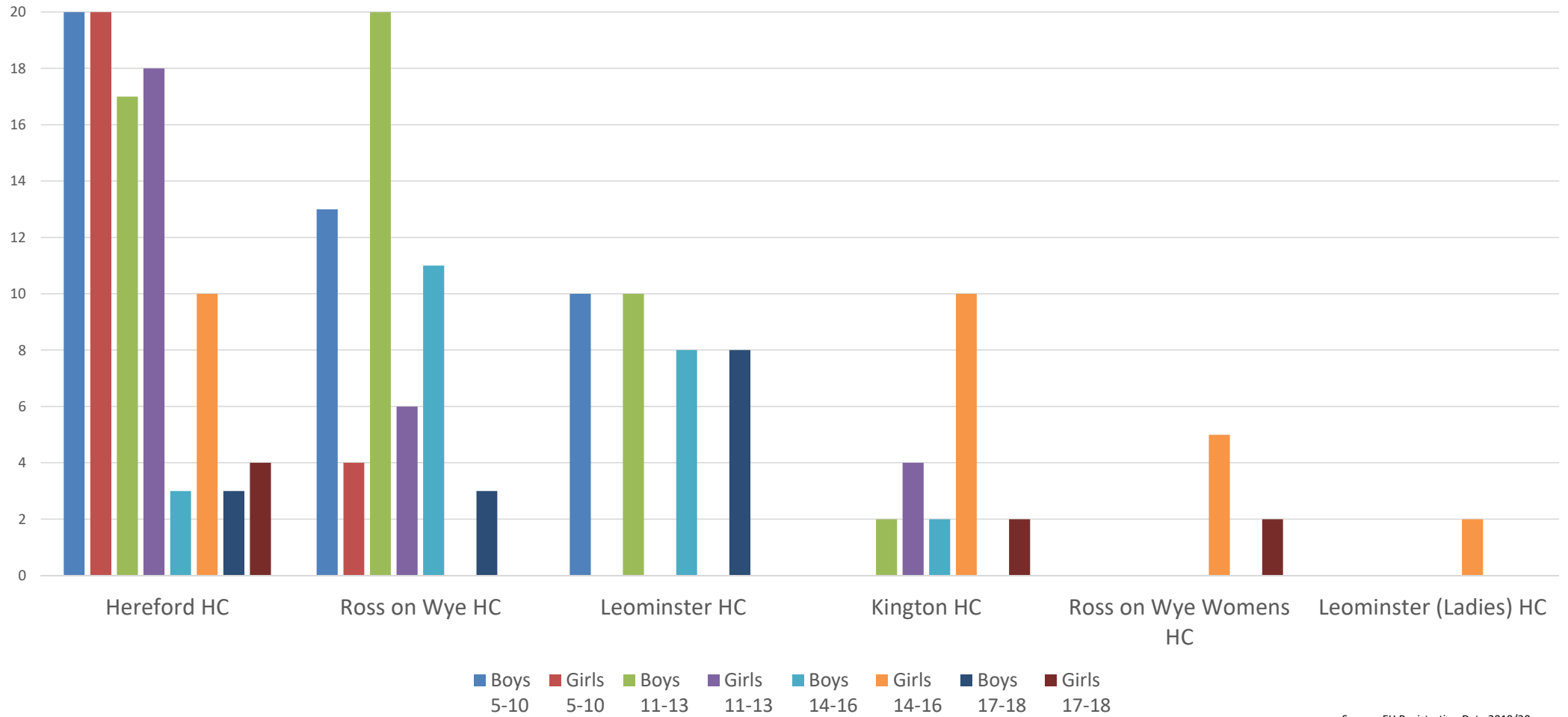
New Area Competitions – thoughts

- Believe that stronger clubs would be interested in 'Area' Leagues at U14 and U16.
- 'Part Area' Tier 2 League / Competition at U14 and U16 effectively exist already via AJHL offering
- Triangular fixtures would help to reduce cost and travel
- Could consider an U14 7-a-side set of Festivals for the smaller clubs and weaker players of the larger clubs, dates though would be the challenge.



Herefordshire

Herefordshire – Junior Registration by Club 2019/20



Herefordshire – Registered Players & Current Participation

Clubs	Boys 5-10	Girls 5-10	Boys 11-13	Girls 11-13	Boys 14-16	Girls 14-16	Boys 17-18	Girls 17-18	Total Boys	Total Girls	Total Players	
Hereford HC	20	20	17	18	3	10	3	4	43	52	95	
Ross on Wye HC	13	4	20	6	11		3		47	10	57	
Leominster HC	10		10		8		8		36		36	
Kington HC			2	4	2	10		2	4	16	20	
Ross on Wye Womens HC						5		2		7	7	
Leominster (Ladies) HC						2				2	2	
6 Clubs	Players >	43	24	49	28	24	27	14	8	130	87	217
	% of Total Players >	20%	11%	23%	13%	11%	12%	6%	4%	60%	40%	

Source: EH Registration Data 2019/20

- Hereford clubs don't currently participate in any Junior activity

Herefordshire – Current Offer

U8	U10 Boys	U10 Girls	U10 Mixed	U10 England Hockey County R'd	U12 Boys	U12 Girls	U12 Mixed	U12 England Hockey County R'd	U14 Boys (7-a-side)	U14 Boys (11-a-side)	U14 Girls (7-a-side)	U14 Girls (11-a-side)	U14 Mixed (7-a-side)	U16 Boys	U16 Girls	U16 Mixed	U18 Boys	U18 Girls	Badgers Development League	Vixens Development League	Indoor
No	No	No	No	No	No	No	No	No	No	No	No	No	No	No	No	No	No	No	No	No	No

- There are very few junior clubs and very few junior players in Herefordshire.
- Clubs struggle to put our teams 7 or 11-a-side at age group levels due to lack of numbers.
- Most juniors are involved in the player pathway and involved heavily in other sports.
- Would be willing to try to arrange activity but would need volunteers for on the days – this is a problem.
- Lack of feeder schools for clubs, only 3 independent schools in the county.
- The state schools only offer hockey for girls. None for boys. This often results in players starting at a much later age.
- Thoughts are for Herefordshire to remain in the West and not go to Midlands

Herefordshire – Going Forward

Herefordshire want to retain?

- Not applicable

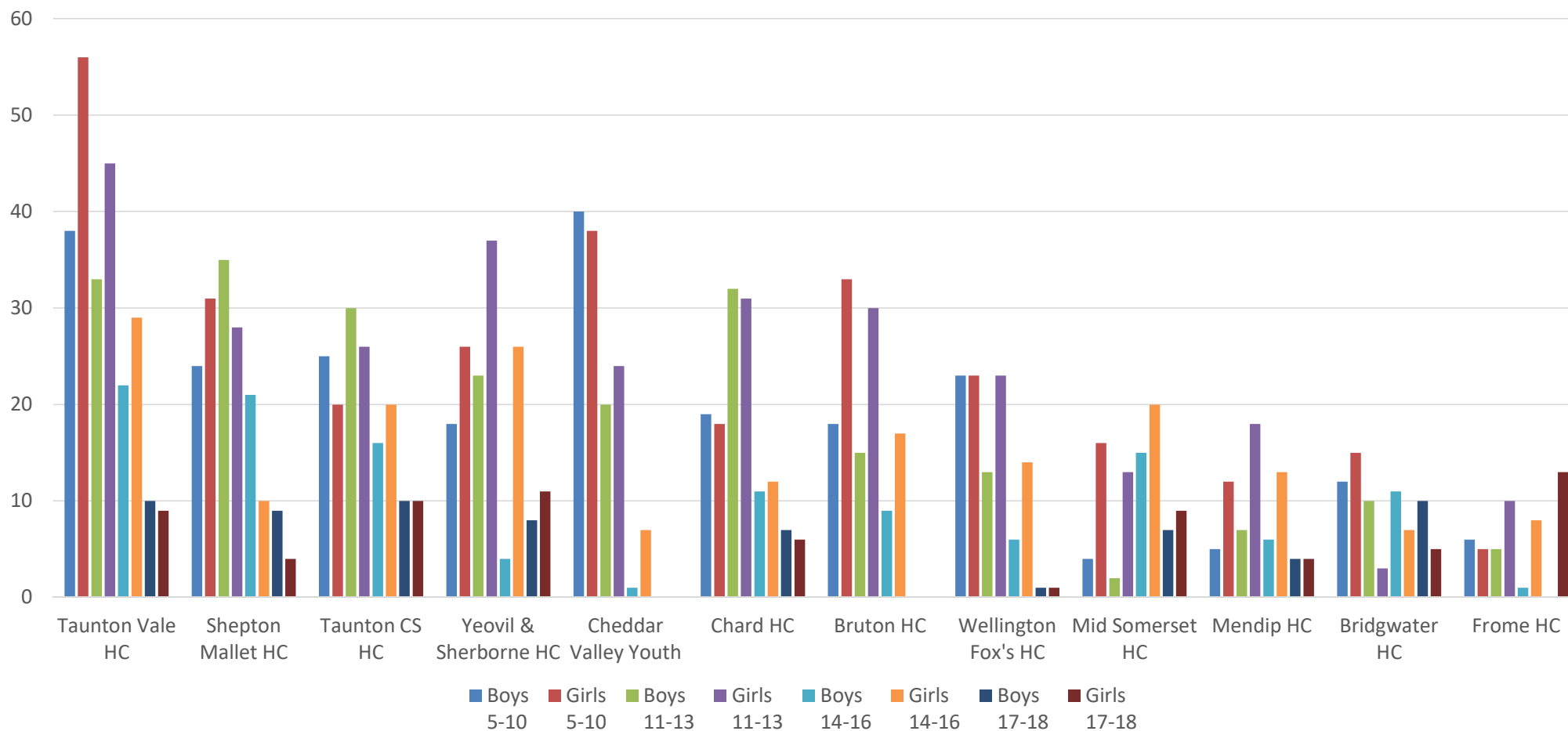
New Area Competitions – thoughts

- Introduction of U14 & U16 plate and shield competition a good idea however Herefordshire clubs would struggle to enter teams due to numbers, if clubs could combine then that could be possible at a low level.
- For Hereford players travel is a big issue due to location.



Somerset

Somerset – Junior Registration by Club 2019/20



Source: EH Registration Data 2019/20

Somerset – Registered Players & Current Participation



Clubs	Boys 5-10	Girls 5-10	Boys 11-13	Girls 11-13	Boys 14-16	Girls 14-16	Boys 17-18	Girls 17-18	Total Boys	Total Girls	Total Players	Activity (No of teams ex' EH U10/U12)	U10 Boys	U10 Girls	U10 Mixed	U10 Boys England Hockey County R'd	U10 Girls England Hockey County R'd	U12 Boys	U12 Girls	U12 Mixed	U12 Boys England Hockey County R'd	U12 Girls England Hockey County R'd	U14 Boys (7-a-side)	U14 Girls (7-a-side)	U14 Mixed (7-a-side)	U16 Boys	U16 Girls
Taunton Vale HC	38	56	33	45	22	29	10	9	103	139	242	13	1	1	2	1	1	1	2		1	1	2	2		1	1
Shepton Mallet HC	24	31	35	28	21	10	9	4	89	73	162	3						1	1		1	1		1			
Taunton CS HC	25	20	30	26	16	20	10	10	81	76	157	12	1	1	2	1	1	2	1		1	1	1	2		1	1
Yeovil & Sherborne HC	18	26	23	37	4	26	8	11	53	100	153	13	1	1	3	1	1	2	2		1	1	1	2			1
Cheddar Valley Youth	40	38	20	24	1	7			61	69	130	6			1	1		1		2	1				1		1
Chard HC	19	18	32	31	11	12	7	6	69	67	136	11	1	1	1	1	1	1	1		1	1	2	1		1	
Bruton HC	18	33	15	30	9	17			42	80	122	5			1			1		1	1		1		1		
Wellington Fox's HC	23	23	13	23	6	14	1	1	43	61	104	2			1					1							
Mid Somerset HC	4	16	2	13	15	20	7	9	28	58	86																
Mendip HC	5	12	7	18	6	13	4	4	22	47	69																
Bridgwater HC	12	15	10	3	11	7	10	5	43	30	73	2								1			1				
Frome HC	6	5	5	10	1	8		13	12	36	48																
12 Clubs	232	293	225	288	123	183	66	72	646	836	1,482	4	4	11	5	4	9	7	6	7	5	8	7	4	3	4	
Players >																											
% of Total Players >	16%	20%	15%	19%	8%	12%	4%	5%	44%	56%																	

Source: EH Registration Data 2019/20

Somerset – Current Offer



U8	U10 Boys	U10 Girls	U10 Mixed	U10 England Hockey County R'd	U12 Boys	U12 Girls	U12 Mixed	U12 England Hockey County R'd	U14 Boys (7-a-side)	U14 Boys (11-a-side)	U14 Girls (7-a-side)	U14 Girls (11-a-side)	U14 Mixed (7-a-side)	U16 Boys	U16 Girls	U16 Mixed	U18 Boys	U18 Girls	Badgers Development League	Vixens Development League	Indoor
No	Yes	Yes	Yes	Yes	Yes	Yes	Yes	Yes	Yes	No	Yes	No	Yes	Yes	Yes	No	No	No	No	No	Yes ⁷

Notes:

⁷ Offered but currently no demand

- 7 main junior clubs have a junior club forum in the Spring to discuss the format prior to each season with SHA. The other 5 clubs are welcome to come along, but most do not enter.
- Several variations have been tried in previous years:
 - *North/South club split which led to unequal teams and levels of standard*
 - *U14 league winners becoming county champions - clubs could not get the consistency of players for dates so preferred interclub friendlies and one county final.*
- Main issues for clubs is same coaches going to every age group so cannot split venues or add many more dates as this is most weekends in the season as it is!
- Outside county run activity is mainly at U8 level between a few clubs, there does not seem much demand for SHA to organise at this level and the thinking is to keep it at club level.

Somerset – Current Offer (continued)



- SHA run an U14 County only champs to give the U14s a county championships as so many of the clubs are too small to enter EH Champs, gives the players a purpose to the season. They also run an U16 Somerset Cup held on one day. No interest in U18 Somerset Cup previously.
- No junior indoor county competitions organised as 2 or less teams enter so automatic entry to West Regionals. Lack of local venues to practice and host a big problem
- All festivals are centrally organised by SHA with clubs hosting and collecting entry fees. County Competitions entry fee set at £25.00 SHA sometimes has to subsidise but not by much.
- At festivals clubs have to bring one umpire per team and umpire own games. At county clubs have to bring one umpire per team but a schedule is produced to ensure clubs do not umpire own games.

Somerset – Going Forward



Somerset want to retain?

- SHA will continue to run the Junior competitions and will hold a planning meeting with clubs.
- There has been talk between some coaches that the U10/U12/U14 Festivals are run slightly differently due to the number of teams entering, the length of tournaments and waiting around time for teams. Thinking of possibly tiering the festivals to give some of the less experienced teams a better competition with teams of the same standard. This will be up to Clubs to decide between them.

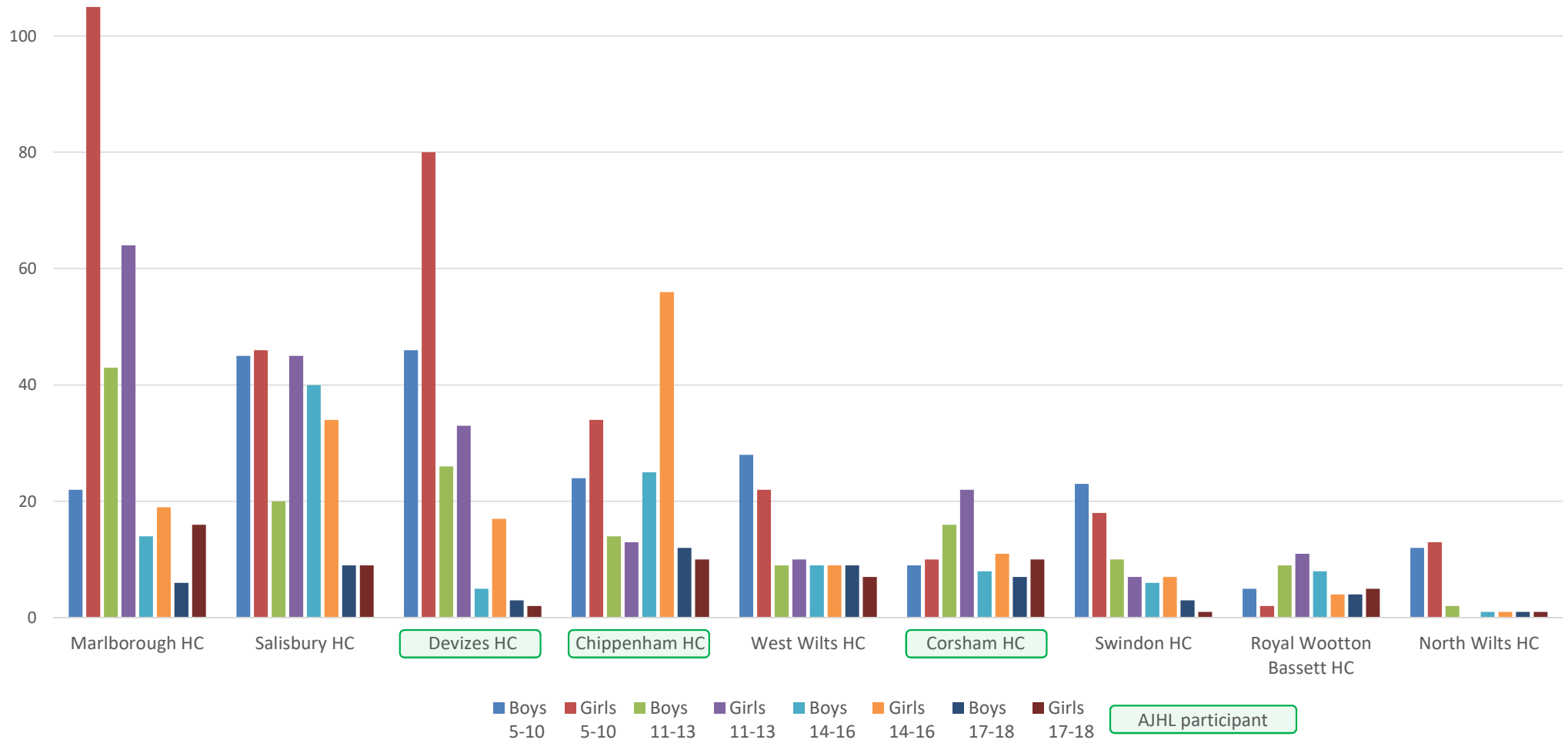
New Area Competitions – thoughts

- SHA thinks there will be demand for area leagues at U14 and U16 and will be good to play clubs outside of the county, thinks it will be supported by some of the larger junior clubs. Not sure about demand for U18s.
- Plate and shield type of competition is good and very receptive to triangulars to make the travel worthwhile.
- The introduction of an U14 West league may also help with the congestion of county festivals as it may take some of the stronger teams out of county level and into regional level.



Wiltshire

Wiltshire – Junior Registration by Club 2019/20



Source: EH Registration & AJHL Data 2019/20

Wiltshire – Registered Players & Current Participation



Clubs	Boys 5-10	Girls 5-10	Boys 11-13	Girls 11-13	Boys 14-16	Girls 14-16	Boys 17-18	Girls 17-18	Total Boys	Total Girls	Total Players	Activity (No of teams ex' EH U10/U12)	U8	U10 Mixed	U10 Boys England Hockey County R'd	U10 Girls England Hockey County R'd	U12 Mixed	U12 Boys England Hockey County R'd	U12 Girls England Hockey County R'd	U14 Boys (7-a-side)	U14 Girls (7-a-side)	U14 Girls (11-a-side)	U16 Girls	Badgers Development League	Vixens Development League
Marlborough HC	22	105	43	64	14	19	6	16	85	204	289	9	1	1	2	2	2	2	2	2	2				1
Salisbury HC	45	46	20	45	40	34	9	9	114	134	248	7	1	1	1	1	1	1	2	2	2				
Devizes HC	46	80	26	33	5	17	3	2	80	132	212	7	1	1	1	1	1	1	1	1	1	1	1	1	
Chippenham HC	24	34	14	13	25	56	12	10	75	113	188	9	1	1	1	2	1	1	2	2	1	1	1	1	1
West Wilts HC	28	22	9	10	9	9	9	7	55	48	103	6		1			1			1	1			1	1
Corsham HC	9	10	16	22	8	11	7	10	40	53	93	6	1	1	1	1	1	1	1	1				1	1
Swindon HC	23	18	10	7	6	7	3	1	42	33	75	6	1	1	1		1	1	1	1				1	1
Royal Wootton Bassett HC	5	2	9	11	8	4	4	5	26	22	48	6	1	1			1		1	1				1	1
North Wilts HC	12	13	2		1	1	1	1	16	15	31														
9 Clubs	214	330	149	205	116	158	54	61	533	754	1,287	7	8	7	7	9	7	10	11	7	1	1	6	6	
% of Total Players >	17%	26%	12%	16%	9%	12%	4%	5%	41%	59%															

Source: EH Registration Data 2019/20

Wiltshire – Current Offer



U8	U10 Boys	U10 Girls	U10 Mixed	U10 England Hockey County R'd	U12 Boys	U12 Girls	U12 Mixed	U12 England Hockey County R'd	U14 Boys (7-a-side)	U14 Boys (11-a-side)	U14 Girls (7-a-side)	U14 Girls (11-a-side)	U14 Mixed (7-a-side)	U14 Mixed (11-a-side)	U16 Boys	U16 Girls	U16 Mixed	U18 Boys	U18 Girls	Badgers Development League	Vixens Development League	Indoor
Yes	No	No	Yes	Yes	No	No	Yes	Yes	Yes	No	Yes	Outside County ¹	No	No	No	Outside County ¹	No	No	No	Yes	Yes	No

Notes:

¹ Avon Junior Hockey League

- Since 2017 Devizes HC with ongoing support from County have organised a highly successful friendly hockey festival (under the banner of Wiltshire) to increase participation in game play opportunities for all junior club players. These festival days are played at 1 central venue once a month over a 2½ hour period. It started with 150 players and has grown to 260 players. The Under 8s, 10s, and 12s are for mixed teams and the Under 14s as single sex teams. All teams were 7-a-side. Smaller clubs with only a few willing players were able to join other teams to create combined teams
- Wiltshire hold a day of County competition in March for Under 10 and Under 12 Boys and Girls; 8 of our clubs entered. Entry fees are required just to cover cost of pitch. Teams also provide their own umpires which did not create any problems.
- Wiltshire held Badgers and Vixens competitions throughout the year to help build confidence and game play experience moving into the adult games. 7 clubs took part. Clubs were flexible on dates and venues.
- Clubs within the County do organize and play triangular matches with each other which work well and are popular.

Activity not run by WHA:

- The Avon Junior Hockey League provides two tier (Shield & Plate) U14 and U16 leagues for Boys and Girls.
 - Triangular fixtures for Shield leagues, where entrants are from different counties, help reduce travel and costs.
 - Where possible Plate leagues are set up geographically; again to reduce travel. Semi-finals and Finals take place in Avon.

Wiltshire – Going Forward



Wiltshire want to retain?

- All of the above plus Wiltshire have identified a need and demand for increased competition across all levels and age groups.
- Wiltshire is a large geographical County, with only 9 clubs that have large variation in total junior numbers, within junior age and gender spread.
- After feedback from clubs after the last County Cup is to offer different levels of play for experienced teams and development teams.
- Wiltshire have started decisions about developing something for the players that become too old for JDS and JAC but want to still represent the County. Under 18s or Under 25s

New Area Competitions – thoughts

- An organised league would be welcomed for the bigger and stronger clubs. Would something also be put in place to cater for the smaller club also. Playing opportunities for all so a plate and shield competition would be good.
- It may be difficult for most of our clubs to make 11-a-side teams in Under 14s. Would clubs be able to merge to create a team? What about mixed gender competitions?
- Any kind of league would need to take in travel time and length of games offered at these events. Some coaches have multiple teams to organise or must rush from 1 event to another.
- Dates and times need to be confirmed in plenty of time to aid with clubs finding volunteers and umpires to support teams at the event.
- A young leader's program to encourage and help clubs with team management, keeping score and umpires at events. Ex JAC player?
- Indoor has not been offered due to lack of expressed interest and finding appropriate facilities could cause problems.
- Clear classification of tier and some flexibility in formats to suit.